




# EUGEN COTORANU

*Personal Estate Agent*  
exp

**Aplin Way, Isleworth, TW7 4RJ**

£3,500PCM (Deposit: £4,038)

 4  3  1



Some rentals you tolerate. This one you'll want to stay in. Refurbished four-bed, three floors, south-facing garden, driveway for two. Available now.

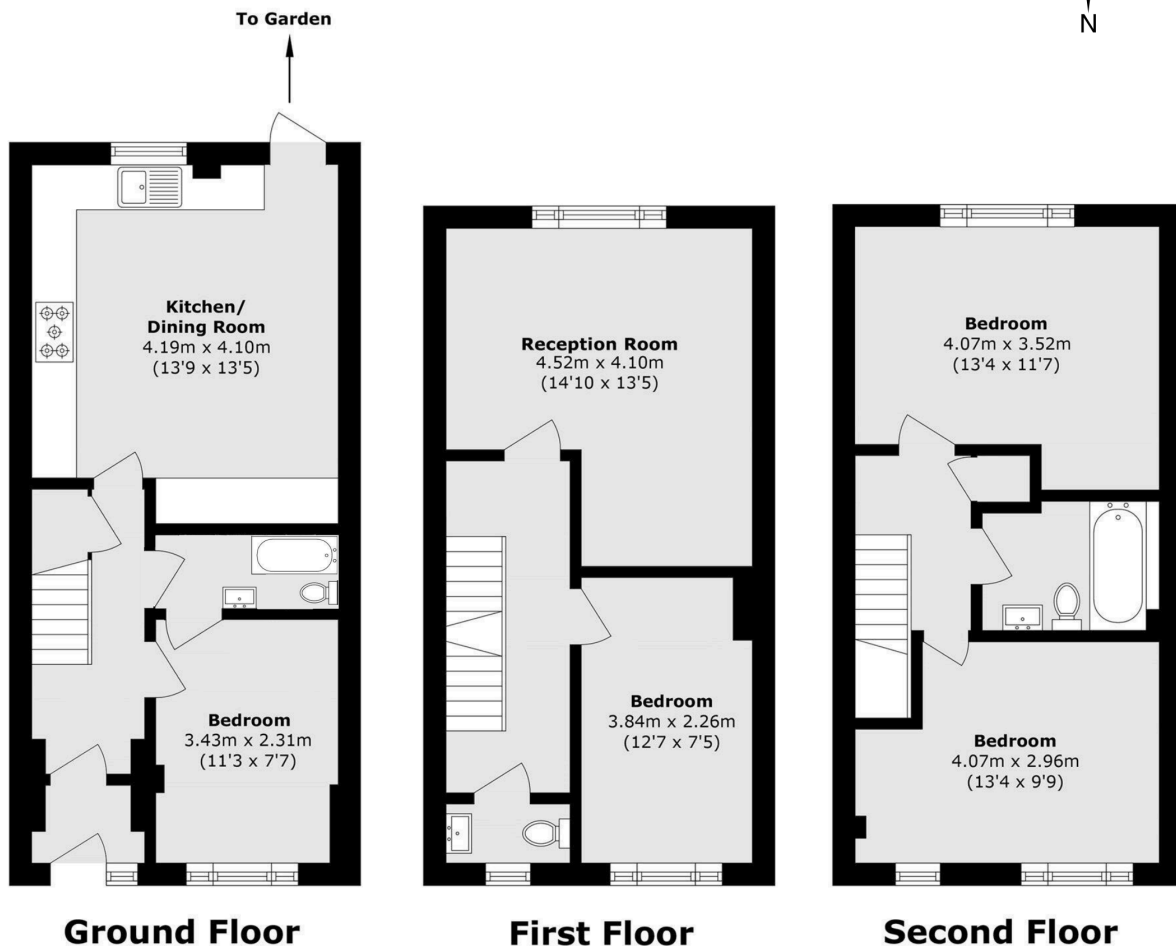
**SELL | BUY | LET | INVEST**  
07774807085 | [eugen.cotoranu@expuk.com](mailto:eugen.cotoranu@expuk.com)

# EUGEN COTORANU

*Personal Estate Agent*  
**exp**

- Please Quote EC0801
- Large private south-facing garden
- Four double bedrooms across three floors
- Three bathrooms
- Close to Osterley Park, Osterley tube and Isleworth train station
- Recently refurbished to a high standard
- Driveway with parking for two cars
- Modern fitted kitchen
- Offered furnished, part-furnished or unfurnished
- Within reach of highly regarded schools, shops, cafes and pubs

## APLIN WAY



Total area (approx.): 107.7 sq. m (1159.2 sq. ft)

**SELL | BUY | LET | INVEST**  
07774807085 | [eugen.cotoranu@expuk.com](mailto:eugen.cotoranu@expuk.com)