

Castles



ASKING PRICE

£575,000

Carterhatch Lane

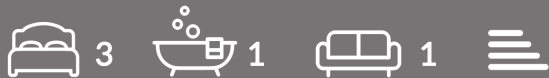
Enfield, EN1 4BJ Freehold


PROPERTY SUMMARY

A bay fronted 3 bedroom semi-detached family house located conveniently on Carterhatch Lane, west of the A10 and close to local schools, shops and approximately 1 mile to Enfield Town Centre and Train Station. The property offers well maintained and spacious family accommodation and is offered for sale on a chain free basis. Viewing is highly recommended.

Features include:-

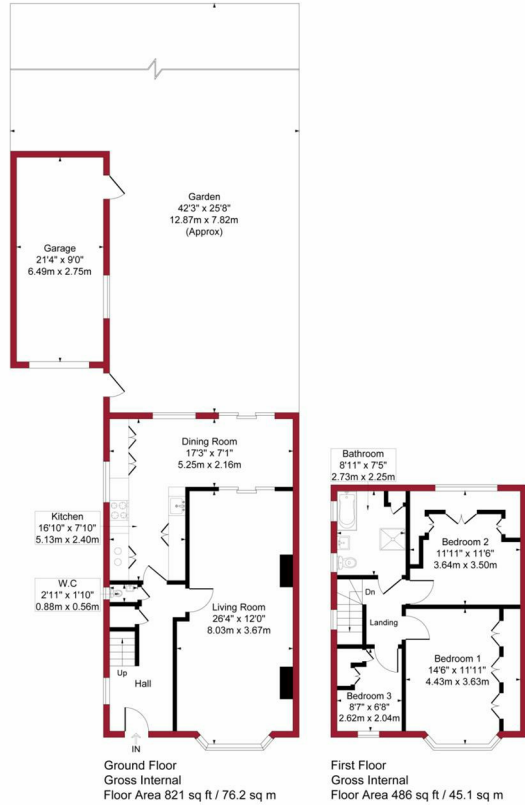
Double glazing,
Gas central heating,
Front off street parking for up to 3/4 cars,
Garage via shared drive to side,
Rear garden,
First floor family bathroom,
Extended Kitchen/Diner.



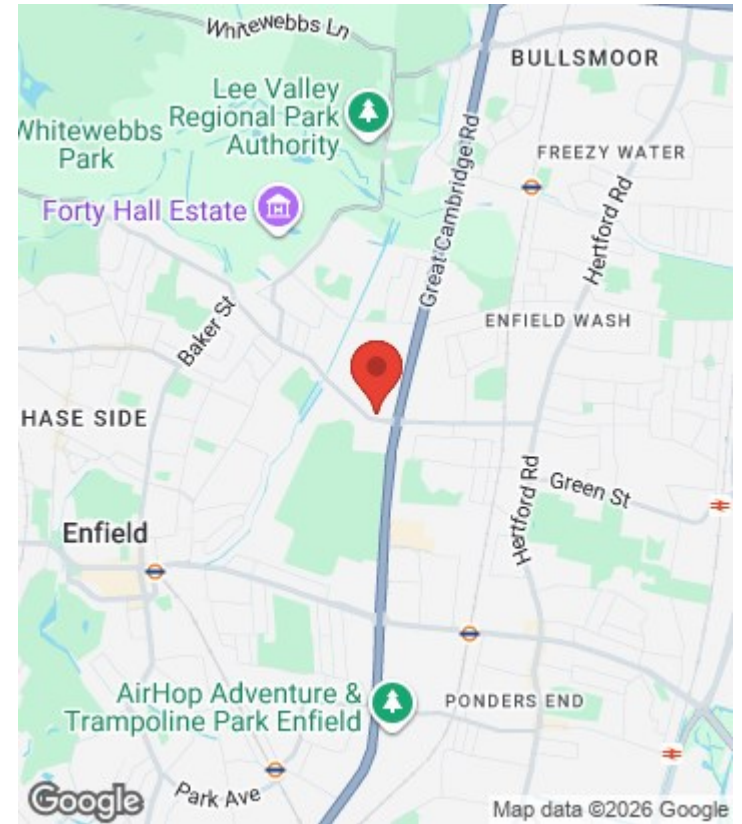


Carterhatch Lane, Enfield, EN1

Approximate Gross Internal Area = 1307 sq ft / 121.3 sq m (Including Garage)



For a guide to the area please scan this code for more information



House

Freehold

Council: Enfield

Council Tax Band: E



Floor plan produced in accordance with RICS Property Measurement 2nd Edition. Although Pink Plan Ltd ensures the highest level of accuracy, measurements of doors, windows and rooms are approximate and no responsibility is taken for error, omission or misstatement. These plans are for representation purposes only and no guarantee is given on the total square footage of the property within this plan. The figure icon is for initial guidance only and should not be relied on as a basis of valuation.



Agents Note: Whilst every care has been taken to prepare these particulars, they are for guidance purposes only. All measurements are approximate and are for general guidance purposes only and whilst every care has been taken to ensure their accuracy, they should not be relied upon and potential buyers/tenants are advised to recheck the measurements



OFFICE ADDRESS

243 - 245 Hertford Road
Enfield
London
EN3 5JJ

OFFICE DETAILS

0208 804 8000
enfield@castles.london
<https://www.castles.london>

Energy Efficiency Rating		Current	Potential
Very energy efficient - lower running costs			
(92-100) A			
(81-91) B			
(69-80) C			
(55-68) D			
(39-54) E			
(21-38) F			
(1-20) G			
Not energy efficient - higher running costs			
England & Wales		EU Directive 2002/91/EC	