



## Shortlands Close , Belvedere, DA17

**Guide price £175,000**

Welcome to this well-proportioned one-bedroom apartment located in the desirable Shortlands Close, Belvedere. Spanning an area of 438 square feet, this first-floor residence offers a comfortable living space, suitable for a first-time buyer project or those seeking a promising investment opportunity.

The apartment features a light reception room and double bedroom with fitted sliding wardrobes. The property also includes a bathroom and a kitchen off of the lounge.

One of the standout features of this apartment is its convenient location. Situated in a quiet area, it offers easy access to local amenities and transport links, making it an ideal choice for those who commute or enjoy the vibrancy of nearby urban life. The Elizabeth line at Abbey Wood Station is less than a mile away.

This property is being sold as a probate sale, which means it is available with no onward chain. While the apartment requires modernisation, this presents a fantastic opportunity for buyers to put their own stamp on the space and create a home that reflects their personal style.

In summary, this apartment in Shortlands Close is a great project for those looking to invest in a property with potential. With its convenient location and the chance to enhance its features, it is a must-see for anyone seeking a new home or investment in Belvedere.

- One double bedroom
- First floor
- Great first-time buy
- Investment opportunity
- Modernisation project
- Well-proportioned rooms
- Convenient for Abbey Wood & Belvedere stations
- Viewing recommended

### Viewing

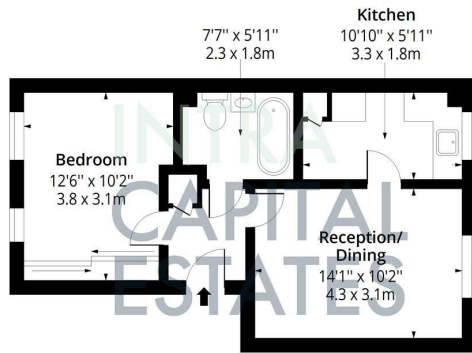
Please contact our Intra Capital Estates Office on 0207 183 6676 if you wish to arrange a viewing appointment for this property or require further information.



## Floor Plan

### Shortlands Close DA17

Approx. Gross Internal Area 438 Sq Ft - 40.69 Sq M



INTRA  
CAPITAL  
ESTATES



Floor Area 438 Sq Ft - 40.69 Sq M

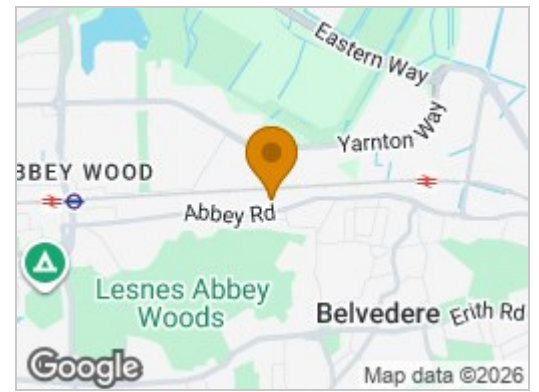


Measured according to RICS IPMS2. Floor plan is for illustrative purposes only and is not to scale. Every attempt has been made to ensure the accuracy of the floor plan shown, however all measurements, fixtures, fittings and data shown are an approximate interpretation for illustrative purposes only. 1 sq m = 10.76 sq feet.

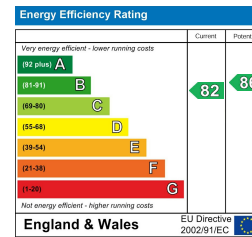
lpaplus.com

Date: 27/2/2026

## Area Map



## Energy Efficiency Graph



These particulars, whilst believed to be accurate are set out as a general outline only for guidance and do not constitute any part of an offer or contract. Intending purchasers should not rely on them as statements of representation of fact, but must satisfy themselves by inspection or otherwise as to their accuracy. No person in this firm's employment has the authority to make or give any representation or warranty in respect of the property.

## INTRA-CAPITAL ESTATES

Paddington Works, 8 Hermitage Street, London, W2 1BE

Tel: 0207 183 6676 Email: info@intra-capital.co.uk

www.intra-capital.co.uk

Intra-Capital Estates is a trading name of Intra Capital Estates Limited, a private limited company registered in England and Wales. Registered number: 11840427. VAT registration number: 31763281. Registered office Paddington Works, 8 Hermitage Street, London, W2 1BE.

## MODERN APPROACH TRADITIONAL VALUES

