



Turnpike Cottage Lowden Hill, Chippenham, SN15 2BX

£450,000

Located within walking distance of the town centre with main line railway serving London Paddington a beautifully presented three bedroom detached home. The property features a wood burning stove in the living room and oak flooring to the hallway, there is a modern re fitted kitchen with French doors opening to the mature garden which has been laid mainly to lawn with decked area. To the side of the property there is a parking area.

Entrance Hallway

Front door leads into entrance hallway, window to front, staircase to first floor, oak wood flooring, radiator.


Living Room 13'3" x 11'4" (4.04m x 3.45m)



Double glazed windows to front and side, under stairs cupboard, radiator.



Study / Snug 12'7" x 7'6" (3.84m x 2.29m)



Double glazed windows to front and side, radiator.

Modern Fitted Kitchen 17'0" x 12'2" (5.18m x 3.71m)



Double glazed windows to side, French doors to garden, wood work tops with a range of cupboards and drawers, inset sink unit, inset electric hob with cooker hood, fitted electric oven, integrated Fridge and Freezer and also integrated dishwasher. plumbing and space for washing machine.



Landing

Doors to Bedrooms and stair case to further bedroom and bathroom.

Bedroom One 17'1" x 8'0 (5.21m x 2.44m)



Two windows to the front, built in wardrobes, radiator, door to en suite.

Bedroom Two 12'7" x 7'7" (3.84m x 2.31m)



Double glazed window, radiator.

Bedroom Three 12'2" x 9'6" (3.71m x 2.90m)



En Suite

Double glazed window, shower cubicle, W.C, hand basin with cupboard under.



Double glazed window, radiator.

Bathroom



Velux window, panelled bath with over bath shower, hand basin with cupboard under, W.C, radiator.

Outside

Rear



Mature garden with lawn, decking and shrubs. gated side access to parking area.



Parking



Gravelled area providing off road parking.

Tenure

GOV.UK advise Freehold.

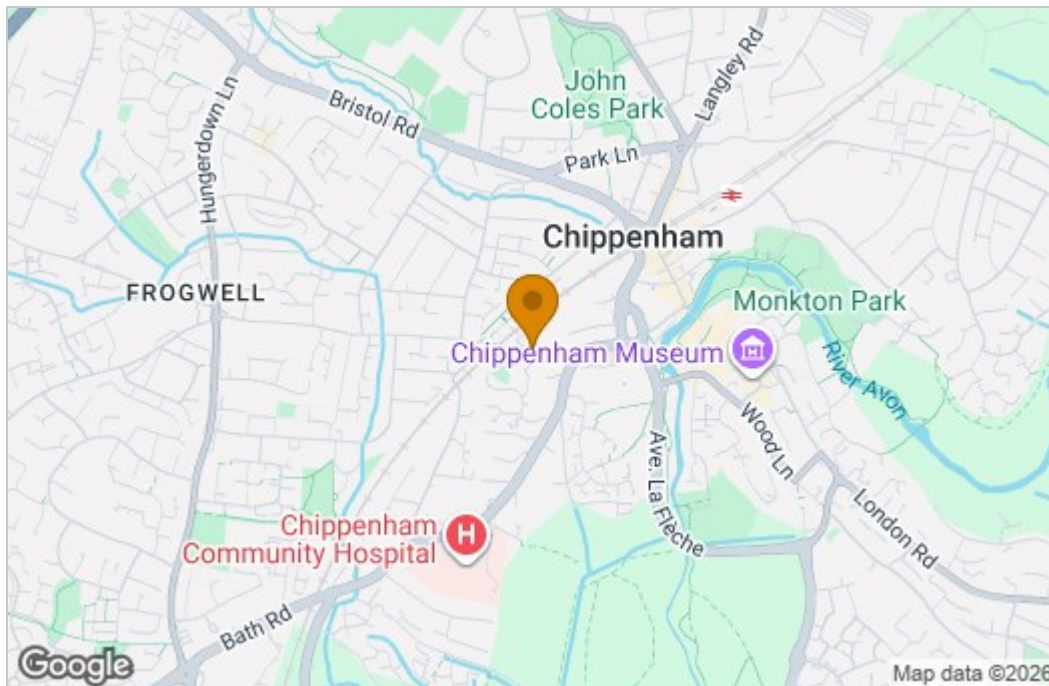
Council Tax Band

GOV.UK advise Band D.

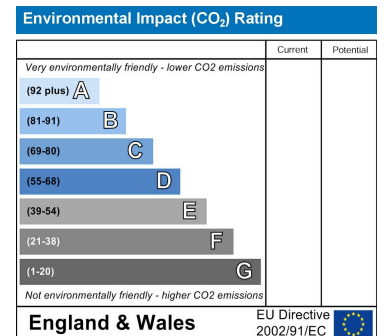
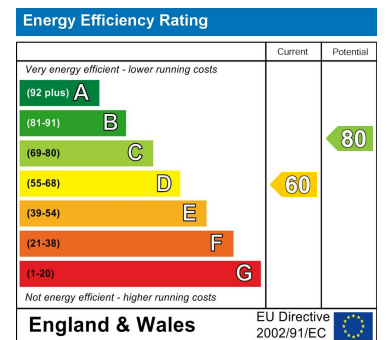
Floor Plan



Area Map



Energy Efficiency Graph



These particulars, whilst believed to be accurate are set out as a general outline only for guidance and do not constitute any part of an offer or contract. Intending purchasers should not rely on them as statements of representation of fact, but must satisfy themselves by inspection or otherwise as to their accuracy. No person in this firm's employment has the authority to make or give any representation or warranty in respect of the property.

63 New Road, Chippenham, Wiltshire, SN15 1ES
 Tel: 01249 464844 Email: sales@kingsleypike.co.uk <https://www.kingsleypike.co.uk>