



30 Ashwood Close

, Hartlepool, TS27 3QX

£160,000



Igomove take pleasure in presenting to the market this excellent three bedroom semi detached house located in the popular Clavering area. It provides a host of desirable attributes which include; dual aspect lounge, separate dining room, well equipped kitchen, three good size bedrooms, modern family bathroom, lawned gardens, two vehicle driveway, UPVC double glazing, gas central heating, fitted blinds, modern decor, vacant possession assured, freehold.



Well presented front aspect, garden laid to lawn, established shrubbery, two car driveway, porch entry into;

Vestibule entrance with stairs to the first floor.

Spacious dual aspect lounge benefitting from windows to the front and rear aspects, feature fireplace with granite hearth and contemporary electric coal effect fire, modern decor, decorative coving.

Separate dining room located to the front of the property, contemporary decor, decorative coving, laminate flooring.

Kitchen fitted with high gloss wall, base and drawer cabinetry, complementary surfaces, subway tiled backsplash, integrated oven, integrated gas hob, integrated stainless extractor, stainless one and a half bowl sink with chrome mixer tap, space for fridge freezer, fitted storage cupboard, plumbing for washing machine, recessed spotlights, pastel decor, decorative coving, tiled floor, rear aspect door opening into the garden.

To the first floor landing is a rear elevation window providing natural light, bespoke wall panelling.

Bedroom one is a good size double with bay window to the front elevation and fitted storage cupboard, stylish decor.

Bedroom two is a further double situated to the front of the property fitted storage cupboard, tasteful decor.

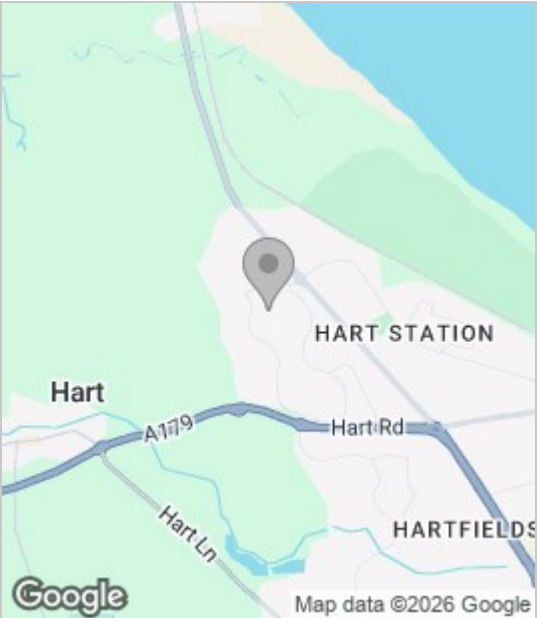
Bedroom three is a rear aspect single, pristine decor.

The superb family bathroom comprises 'P' shaped bath with over bath shower and glass shower screen, wall mounted wash basin, and close coupled WC with complementary tiling.


To the rear is an enclosed good size garden laid to lawn with patio areas, garden shed, not directly overlooked from the rear.

This delightful property is located in a popular area and is offered with vacant possession assured, Igomove highly recommend viewing at your first opportunity.

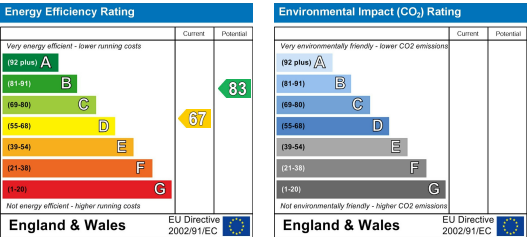
Area Map



Floor Plan



Energy Efficiency Graph



These particulars, whilst believed to be accurate are set out as a general outline only for guidance and do not constitute any part of an offer or contract. Intending purchasers should not rely on them as statements of representation of fact, but must satisfy themselves by inspection or otherwise as to their accuracy. No person in this firm's employment has the authority to make or give any representation or warranty in respect of the property.