

# 32 Middle Street

Nazeing, Waltham Abbey

Council Tax band: E

Tenure: Freehold

- Four bedroom home
- Chain free
- Short drive to Broxbourne station
- Opportunity to add own stamp
- In need of modernisation
- Private garden



Hammond  
& Smith

**Porch**

**Hallway**

**Reception / Dining**

22' 4" x 13' 5" (6.80m x 4.10m)

**Kitchen**

9' 10" x 7' 10" (3.00m x 2.40m)

**Utility**

9' 2" x 6' 11" (2.80m x 2.10m)

**WC**

**Bedroom**

21' 0" x 9' 2" (6.40m x 2.80m)

**Bedroom**

12' 2" x 11' 10" (3.70m x 3.60m)

**Bedroom**

11' 10" x 9' 10" (3.60m x 3.00m)

**Bedroom**

8' 6" x 7' 10" (2.60m x 2.40m)

**Bathroom**

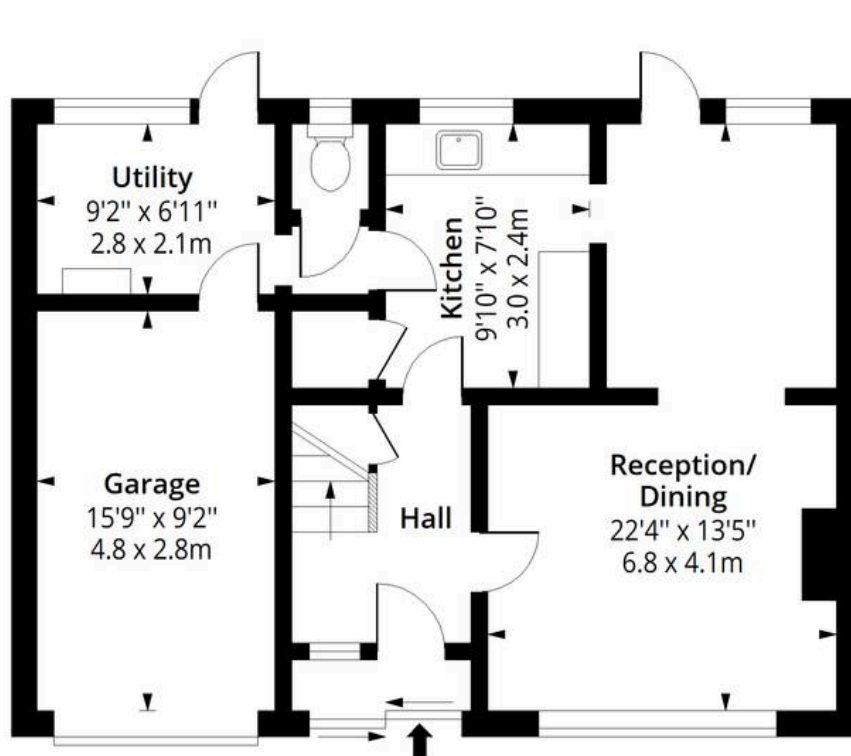
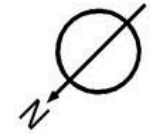
8' 2" x 6' 3" (2.50m x 1.90m)





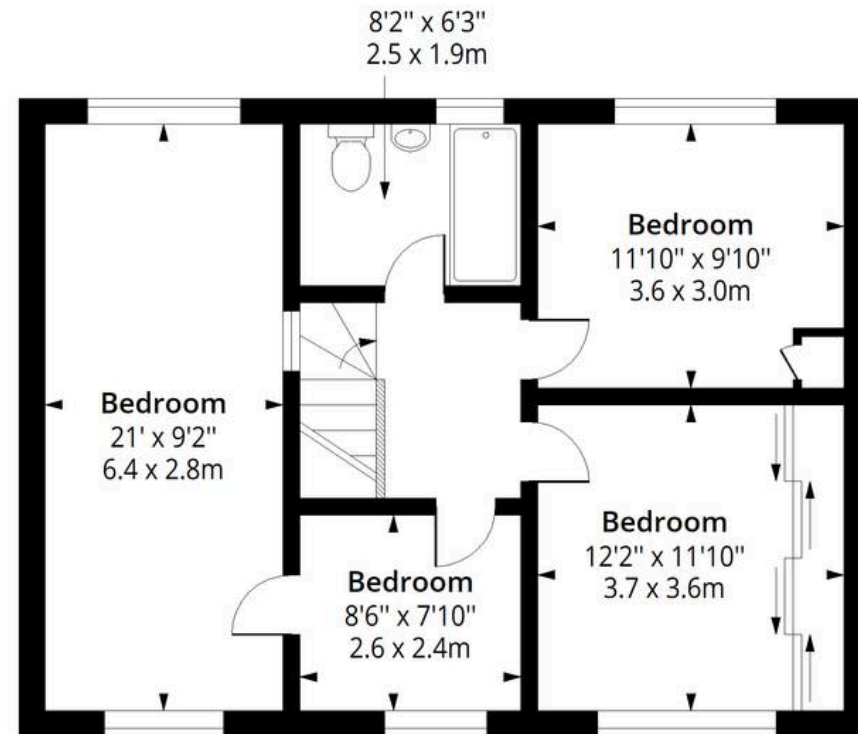
# Middle Street EN9

Approx. Gross Internal Area 1364 Sq Ft - 126.72 Sq M



## Ground Floor

Floor Area 682 Sq Ft - 63.36 Sq M



## First Floor

Floor Area 682 Sq Ft - 63.36 Sq M



Measured according to RICS IPMS2. Floor plan is for illustrative purposes only and is not to scale. Every attempt has been made to ensure the accuracy of the floor plan shown, however all measurements, fixtures, fittings and data shown are an approximate interpretation for illustrative purposes only. 1 sq m = 10.76 sq feet.

Date: 18/6/2026