

Need a Mortgage in principle to make offers? Call us now for quick assistance!
0121 775 0101



Do you need to sell? Start your journey now! Call us we can help.
01564 777 314



SCAN FOR MORE INFO

SIZE - 1,884 Sq Ft
TENURE - Freehold
COUNCIL TAX - Solihull Metropolitan Borough Council -
BROADBAND - Upload Max 1000Mbps Download Max 1800Mbps
MOBILE - EE - 83%, Vodafone - 79%, 3 - 78%, O2 - 76%
EPC - C - 70
PARKING - Single Garage & Driveway
FLOODRISK - Very Low
SERVICES - Mains
COVENANTS - N/A

Are you an investor interested in expanding your portfolio?

Call 01564 777 314 to provide your investment criteria for alerts.

35 Needhill Close

Knowle, B93 9QS
Offers in the Region of £750,000

Situated within the highly regarded Arden School Catchment and close to local amenities, this property combines convenience with a serene lifestyle. This home is a rare find and is sure to appeal to families seeking a spacious and inviting environment in a desirable location. This property is one of only two detached homes on the road, ensuring a sense of exclusivity in a peaceful residential cul-de-sac.

FEATURES

- Spacious Detached House
- Three Reception Rooms
- Large Breakfast Kitchen
- Utility Room
- Conservatory
- Four Bedrooms All With Fitted Wardrobes
- En-Suite & Family Bathroom
- Private East Facing Garden
- Single Garage & Driveway Parking
- Arden Academy Catchment

Sneak Peeks

Every week, we unveil "Sneak Peeks," a feature showcasing exclusive properties before they hit Rightmove and other platforms.

The Landlord Club

Join our Landlord Club for weekly updates on legislation, market trends, and our Letting Director's 'Investment Pick of the Week' for optimal ROI.

HTSPMD

Tune into 'How's The Solihull Property Market Dom' weekly for a quick, insightful snapshot of the market.

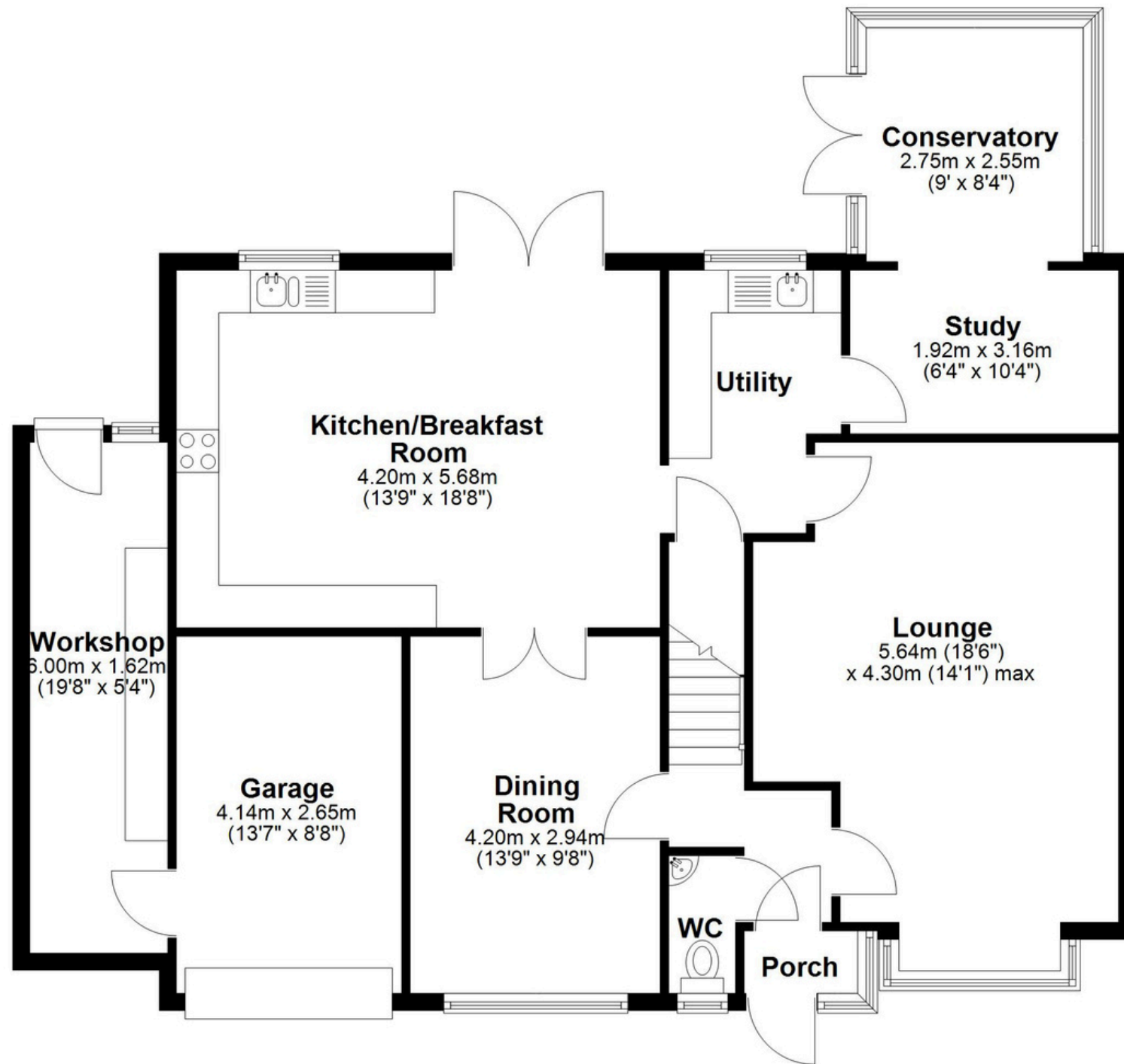
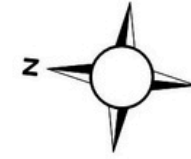
The Mortgage Update

Get weekly insights and the best deals with our Mortgage Update, your shortcut to navigating the complex mortgage landscape confidently.

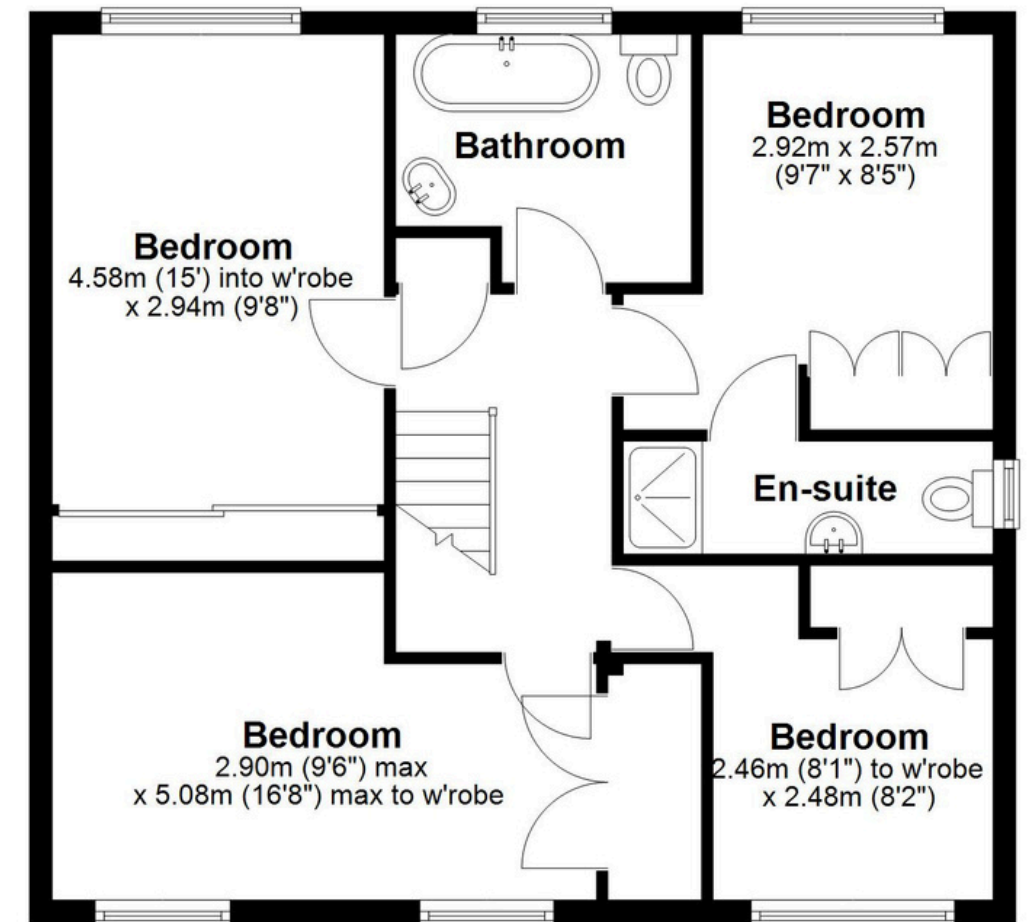


SCAN TO VIEW OUR WEEKLY FILMS & SUBSCRIBE

Ground Floor
 Approx. 110.8 sq. metres (1192.2 sq. feet)



First Floor
 Approx. 64.4 sq. metres (692.7 sq. feet)



Total area: approx. 175.1 sq. metres (1884.8 sq. feet)

This floor plan is for illustration purposes only, this is not intended to be a measured/scaled survey or comply with RICS guidelines. All measurements (including total floor area) openings, orientation and floor area are approximate. No details are guaranteed, they cannot be relied upon for any purpose and do not form part of any agreement. A party must rely upon its own inspection(s). No responsibility is taken for any error, omission, or mis-statement.

Plan produced using PlanUp.