



47 Harwood Rise, Woolton Hill RG20 9XW
Price: £299,950

Features.

-  1
-  3
-  1

NO ONWARD CHAIN

Description.

A great opportunity to purchase this three bedroom mid-terrace house, situated in the very sought-after village of Woolton Hill, just to the south of Newbury.

The property would benefit from updating with the accommodation comprising, entrance hall, living/dining room, kitchen, two double bedrooms, further bedroom and bathroom. Benefits include a picturesque view out over the green, private rear garden, garage in a block directly to the rear of the property and oil-fired central heating.

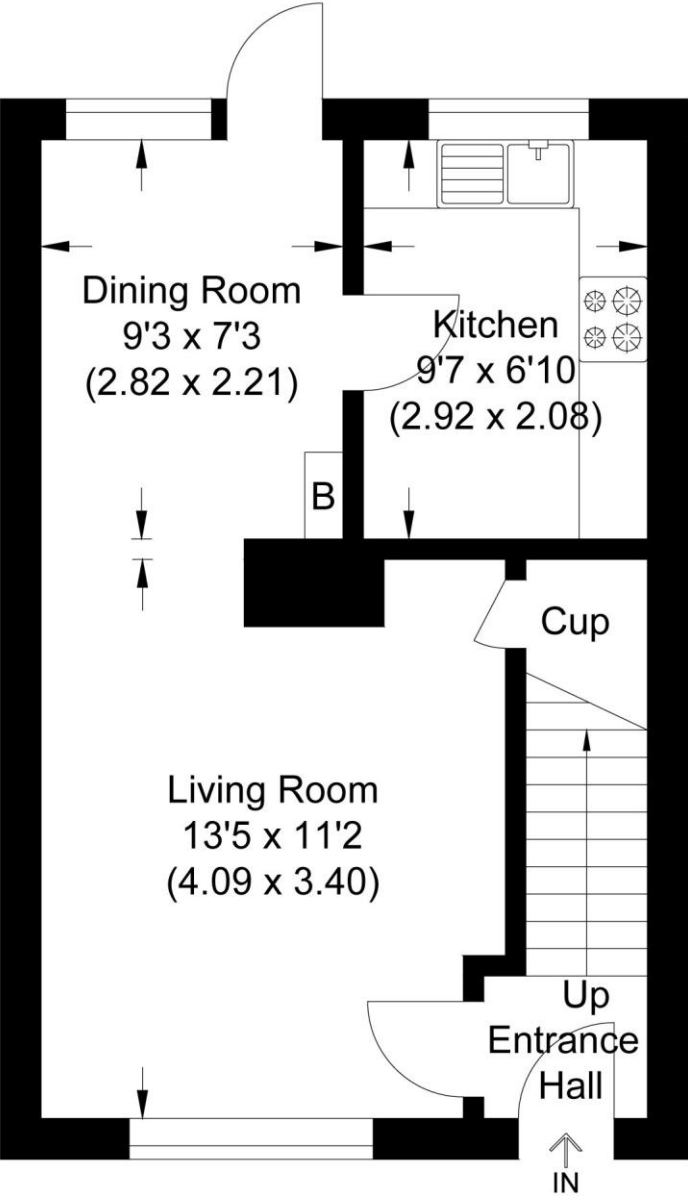


Location.

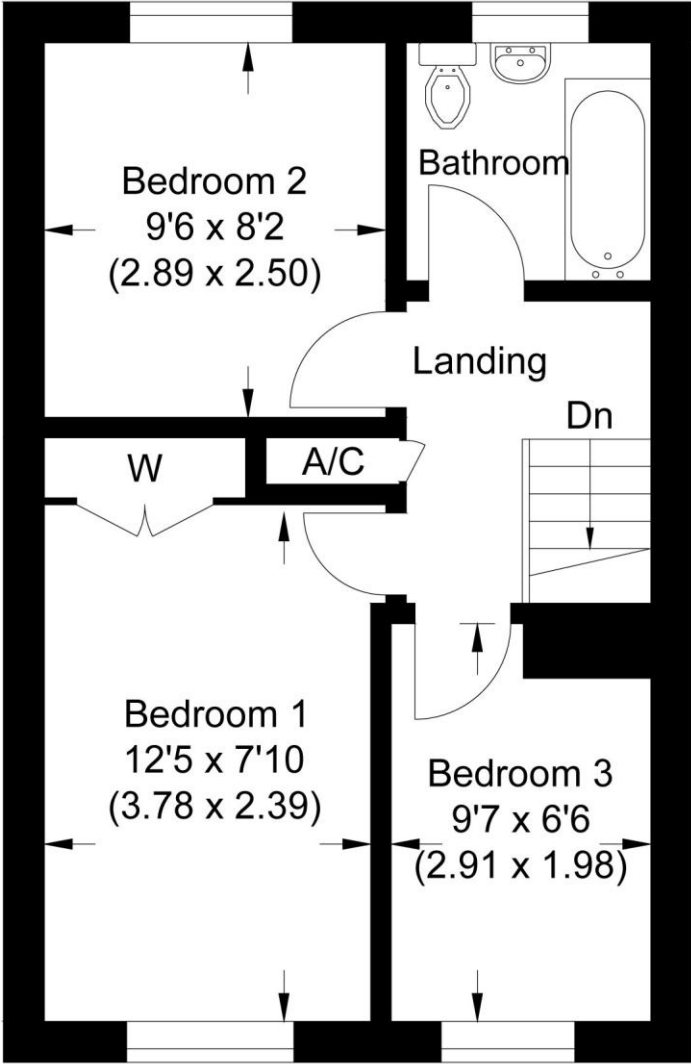
This stunning village to the south of Newbury, has all the requirements for daily living with a health centre, village shop/Post Office, pub/restaurant, well respected Infant and Junior Schools plus further private junior and senior schools in the area. There are excellent walks in the nearby Chase with ideal cycling routes and riding in the surrounding rolling countryside. Communications via road and rail are well served with the A34 about one mile away offering access to the north to J13 of the M4 and also south to J9 of the M3. From Newbury (about 5 miles) trains into London Paddington in about one hour. From Whitchurch (about seven miles) trains into London Waterloo in just over one hour.



Approximate Gross Internal Area
63.58 sq m / 684.36 sq ft

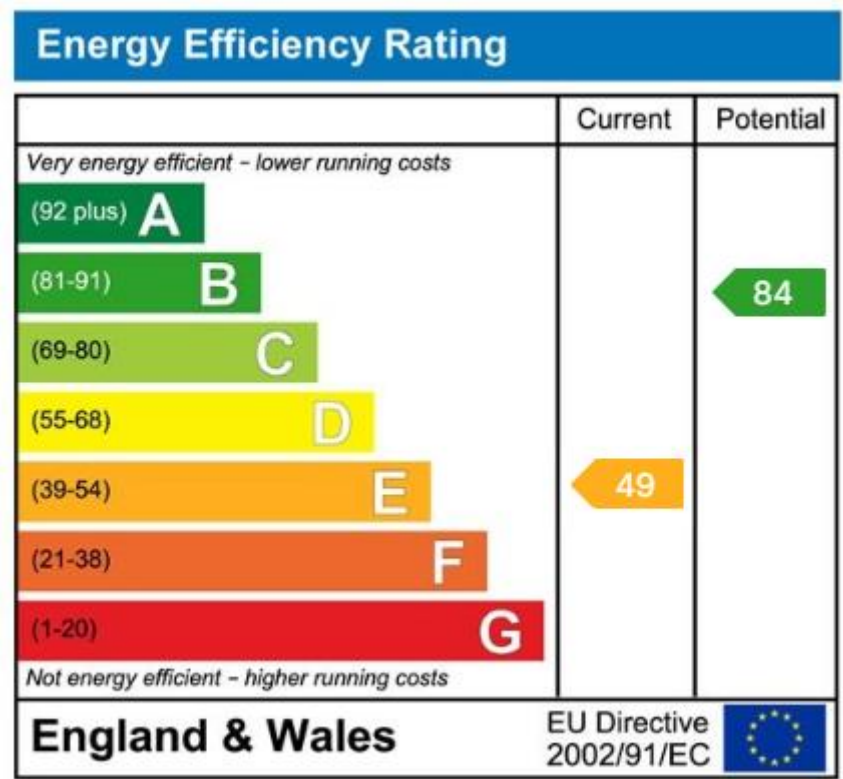


Ground Floor



First Floor

Illustration for identification purposes only, measurements are approximate, not to scale.



Important Notice

PROPERTY MISDESCRIPTIONS ACT 1991

The information in this document is indicative and is intended to act as a guide only. These particulars should not be relied upon as accurately describing any of the specific matters described by any order under the Property Misdescriptions Act 1991. This information does not constitute a contract or warranty. The dimensions given on plans are subject to minor variations and are not intended to be used for carpet sizes, appliance sizes or items of furniture. We would like to point out that all photographs are taken with a wide angle lens and any fitted appliances have not been tested.

EPC: E

COUNCIL TAX BAND: C
2026/2027: £2,009.03.

TENURE: FREEHOLD

For more information on this property or to arrange a viewing please call the office.

Alternatively, visit our website below to view all the details of this property online.

Downer & Co Estate Agents
 44 Cheap Street
 Newbury
 Berkshire
 RG14 5BX

01635 523777

www.downer.co.uk