



299 High Street
Sutton, SM1 1AN
Offers over £280,000



299 High Street, Sutton, SM1 1AN

Located in the most exclusive & intimate part of this highly coveted, recently built development, which is both close to three train stations and the fantastic local amenities in Sutton High Street, is this one bedroom, second floor, purpose built apartment boasts well over 700sq ft of accommodation. It really has been well appointed to a fabulous standard, offering fantastic multi-purpose space that not only works for entertaining but also cosy nights in, nestling down with a good book, or catching up on those boxsets that you have been wanting to for a while now. When you're in the mood for the latter, the living room provides a relaxing setting, with it's fabulous proportions and elevated views. When things are a little bit more social, there's plenty of space for a dining table in the dining area, where you can have pre-dinner drinks as you finish off preparations for your meal, without missing out on the conversation as the kitchen is open plan - and what a kitchen it is! So well appointed it wouldn't feel out of place in a property costing twice as much. So what about the rest of the apartment? We are happy to report, things get even better. The bathroom is a tranquil space to enjoy after a hard day at work, having been installed with modern fittings, along with the huge bedroom being just so beautiful, with large windows and a huge amount of space for your wardrobes. You'll probably find that bedtime will now become your favourite part of the whole day! As the apartment also comes with a private balcony accessed from inside the property and private parking, we urge you to do one thing and book a viewing as there really is no compromise here. Just come with the expectation that you'll be falling head over heels in love!



SECOND FLOOR

Hallway

Living/Dining Room/Kitchen
27'11 x 12'2 (8.51m x 3.71m)

Bedroom
21' x 9'10 (6.40m x 3.00m)

Bathroom
7'2 x 6'7 (2.18m x 2.01m)

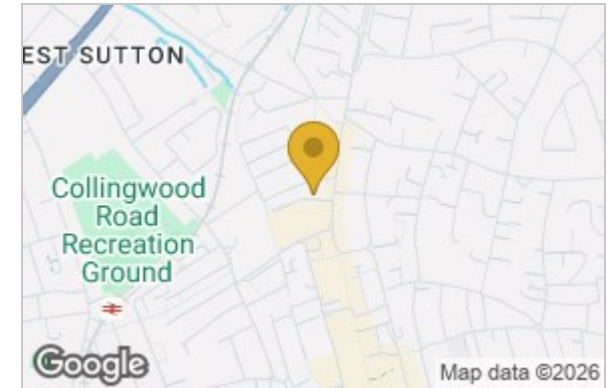
OUTSIDE

Private Balcony
10'10 x 6'11 (3.30m x 2.11m)


Allocated Parking

Residents Recreational Areas

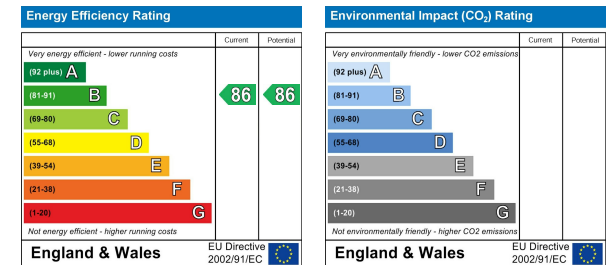
Area Map



Floor Plan



Energy Efficiency Graph



These particulars, whilst believed to be accurate are set out as a general outline only for guidance and do not constitute any part of an offer or contract. Intending purchasers should not rely on them as statements of representation of fact, but must satisfy themselves by inspection or otherwise as to their accuracy. No person in this firm's employment has the authority to make or give any representation or warranty in respect of the property.

64 Central Road, Worcester Park, KT4 8HY

Tel: 020 39 069 169 Email: worcesterpark@butlershomes.co.uk butlershomes.co.uk