



Martell Road, SE21 | Offers In Excess Of £500,000

02087028111

[dulwichvillage@pedderproperty.com](mailto:dulwichvillage@pedderproperty.com)

**pedder**  
We live local



# In General

- An attractive Victorian garden flat
- Upgraded and modernised to a high standard
- Two bedrooms
- Reception room open-plan to;
- Fitted kitchen
- Modern bathroom
- Delightful private garden measuring 38'
- Very well presented throughout
- Popular location close to transport links and local amenities

# In Detail


Located in a popular part of West Dulwich is this well presented two-bedroom Victorian garden flat.

The property has been upgraded and modernised to a very high standard creating a beautifully presented interior. The accommodation comprises; two bedrooms, reception room open-plan to a fitted kitchen and modern bathroom. From the kitchen there is direct access into a lovely 38' private garden.

The amenities of West Dulwich and Dulwich Village are close to hand, including local independent shops and restaurants on Rosendale Road and Croxted Road, as are the leisure centre and 'Picturehouse' cinema at West Norwood. A short walk will find you in any of several of the popular local parks, including Brockwell, Dulwich and Belair. Excellent rail links to central London are from nearby West Dulwich (Victoria/ Blackfriars), Tulse Hill (London Bridge/ Blackfriars/ St Pancras via Thameslink) and West Norwood (London Bridge/ Victoria).

Internal viewing of this lovely apartment is advised.

EPC: D | Council Tax Band: C | Lease: 150 years remaining | SC: £1,950 | GR: Peppercorn | BI: Incl in SC




# Floorplan

Martell Road, SE21

Total\* = 65.33 sq. m / 703.0 sq. ft

Ground Floor = 65.33 sq. m / 703.0 sq. ft


 = Reduced head room below 1.5m



Ground Floor



\*All measurements are approximate and do not include eaves space. The plans are for representation purposes only as defined by RICS - 'Code of Measurement Practice'. The plans are not to scale. Please personally check all sizes, dimensions, shapes and compass bearings before making any decisions reliant upon them. Copyright The Pedder Group © 2026.

Energy Efficiency Rating	Current	Potential
Very energy efficient - lower running costs		
102 plus) <b>A</b>		
81-101) <b>B</b>		
69-80) <b>C</b>		
55-68) <b>D</b>		
39-54) <b>E</b>		
21-38) <b>F</b>		
1-20) <b>G</b>		
Not energy efficient - higher running costs		
England & Wales	EU Directive 2002/91/EC	

Pedder Property Ltd trading as Pedder for themselves and for the vendor/landlord of this property whose agents they are, give notice that (1) these particulars do not constitute any part of an offer or contract, (2) all statements contained within these particulars are made without responsibility on the part of Pedder or the vendor/landlord, (3) whilst made in good faith, none of the statements contained within these particulars are to be relied upon as a statement of representation or fact, (4) any intending purchaser/tenant must satisfy him/herself by inspection or otherwise as to the correctness of each of the statements contained within these particulars, (5) the vendor/landlord does not make or give either Pedder or any person in their employment any authority to make or give representation or warranty whatsoever in relation to this property.