



Property Inventory / Schedule of Condition

Address	Apartment 5 Reliant House Margaret Street Stone ST15 8EL	House Type	Flat/Apartment
		Detachment	N/A
Front Elevation		Side Elevation	Rear Elevation
			

Property Inspected By	Damian Brown.
-----------------------	---------------

Important Information

What is a DB Inventory Services Inventory Report?

This DB Inventory Services Inventory Check-in Report provides a fair, objective and impartial record of the general condition of the contents of the Property as well as its internal condition at the outset of the lease of the Property.

What are the benefits of using this Report?

The importance of a professional inventory and statement of condition cannot be underestimated. Government advice indicates that Inventories and statements of condition are 'strongly recommended' as a means to reduce dispute about the deposit at the end of a tenancy. It is in the Tenant's interests to carefully check this DB Inventory Services Inventory Check-in Report and to highlight any discrepancies as soon as possible and in any event no later than one week after this DB Inventory Services Inventory Check-in Report is completed. Any outstanding discrepancies found at the end of the tenancy will be highlighted in a DB Inventory Services Inventory Out-going Report and may affect the retention or release of the tenancy deposit.

Is the Report aimed at the Landlord or the Tenant?

Because the DB Inventory Services Inventory Check-in Report is objective and carried out by an independent Inventory Provider, it may be relied upon and used by the Landlord, the Tenant and Letting Agent.

What does this Report tell you?

This DB Inventory Services Inventory Check-in Report provides a clear and easy to follow statement of condition for each of the main elements of the property on a room by room basis, together with its contents if appropriate. This report comments on and highlights defects or aspects of poor condition that have been identified by the Inventory Provider. Defects in condition will either be described in the narrative of the report or evidenced in the photographs included in the report. Please Note: where no comment on the condition of an element or item of contents is made by the Inventory Provider, the element or item is taken to be in good condition and without defect.

What does this report not tell you?

Whilst every effort is made to ensure objectivity and accuracy, this DB Inventory Services Inventory Check-in Report provides no guarantee of the adequacy, compliance with standards or safety of any contents or equipment. This report will provide a record that such items exist in the property as at the date of the DB Inventory Services Inventory Check-in Report and the superficial condition of same. This report is not a building survey, a structural survey or a valuation, will not necessarily mention structural defects and does not give any advice on the cost of any repair work, or the types of repair which should be used.

What is inspected and not inspected?

The Inventory Provider carries out a visual inspection of the inside of the main building together with any contents and will carry out a general inspection of the remainder of the building including the exterior cosmetic elements and any permanent outbuildings. For properties let on an unfurnished basis, the inspection will include floor coverings, curtains, curtain tracks, blinds and kitchen appliances if appropriate, but will exclude other contents. Gardens and their contents will be inspected and reported upon. The inspection is 'non-invasive'. This means that the Inventory Provider does not take up carpets, floor coverings or floor boards, move large items of furniture, test services, remove secured panels or undo electrical fittings. Especially valuable contents such as antiques, personal items or items of jewellery are excluded from this report. Kitchenware will be inspected but individual items will not be condition rated. Common parts in relation to flats, exterior structural elements of the main building and the structure of any outbuildings will not be inspected. Roof spaces and cellars are not inspected. Areas which are locked or where full access is not possible, for example, attics or excessively full cupboards or outbuildings are not inspected.

Inventory




Weather

Weather	Comments
Partly Cloudy	

Tenant Details

Name	Mr Thomas Beaston Beeston
------	---

Utilities

Item	Details	Photo
Gas Meter	Reading: 03911712 Serial Number: 2008 : 776 298	
Electric Meter	Reading: 02896 Serial Number: D16W005425	
Water Meter	Reading: 00269233 Serial Number: 13MA110762	


Smoke Detectors

Ref	Is Smoke Detector Installed?	Is Working?	Location	Comments
SD1	Yes	Working	Hallway.	

Carbon Monoxide Detectors

Ref	Is Working	Is CO Detector	Location	Comments
CMD1	Working	Yes	Kitchen.	

Keys

Ref	Description	Comments
KE1	One front door key. One communal door key.	
	<p>2x flat door - only one works 1x front communal door 1x mailbox No key for back communal door - to car park.</p>	

KE1.i

Hallway



R1.i



R1.ii



R1.iii



R1.iv



R1.v



R1.vi



R1.vii



R1.viii

Hallway - Doors

Ref	Door Type	Door Finish	Frame Type	Door Features	Door Colour	Frame Colour	Condition	Comments
R1.D1	Front Door	Wooden Painted	Wooden Painted	Handle Lock Door Closer Chain	Beige	White	Good	No damage. Hook on internal side of door.



R1.D1.i



R1.D1.ii




R1.D1.iii

Hallway - Ceilings

Ref	Ceiling Finish	Ceiling Fittings	Qty	Colour	Condition	Comments
R1.CE1	Plaster Painted	Recessed Spots	1	White	Good	Recessed Spotlights: 2 Bulbs Not Working: 1 No damage.



R1.CE1.i



R1.CE1.ii



R1.CE1.iii



R1.CE1.iv



R1.CE1.v



R1.CE1.vi

Hallway - Floors

Ref	Floor Finish	Floor Item	Colour	Condition	Comments
R1.FL1	Fitted Carpet		Cream	Good	No damage.



R1.FL1.i



R1.FL1.ii



R1.FL1.iii





R1.FL1.iv



R1.FL1.v



R1.FL1.vi

Ref	Floor Finish	Floor Item	Colour	Condition	Comments
					
	R1.FL1.vii	R1.FL1.viii			

Hallway - Walls

Ref	Description	Skirting Type	Wall Items	Wall Colour	Skirting Colour	Condition	Comments
R1.WA1	Painted Plaster	Wooden Painted		Magnolia	White	Good	No damage.
							
	R1.WA1.i	R1.WA1.ii	R1.WA1.iii	R1.WA1.iv	R1.WA1.v	R1.WA1.vi	
							
	R1.WA1.vii	R1.WA1.viii	R1.WA1.ix	R1.WA1.x	R1.WA1.xi		

Hallway - Fixtures & Fittings

Ref	Item	Qty	Colour	Condition	Comments
R1.FI1	Door Stop	1		Good	
	Radiators	1			
	Intercom	1			
	Fuse Box	1			
	Socket Double	1			
	Light Switch Single	1			
	Light Switch Double	1			

Ref	Item	Qty	Colour	Condition	Comments	
						
	R1.FI1.i	R1.FI1.ii	R1.FI1.iii	R1.FI1.iv	R1.FI1.v	R1.FI1.vi
						
	R1.FI1.vii	R1.FI1.viii	R1.FI1.ix	R1.FI1.x	R1.FI1.xi	
R1.FI1.LS	Light Switches	1		Good	Lights Tested: Yes Electric Switches Visually Safe: Yes	
R1.FI1.PS	Plug Sockets	1		Good	Tested: No Visually Safe: Yes	
R1.FI1.RA	Radiators	1		Good		
R1.FI1.LF	Light Fittings	1		Good		


Bedroom



R2.i



R2.ii



R2.iii



R2.iv



R2.v



R2.vi



R2.vii



R2.viii



R2.ix



R2.x



R2.xi

Bedroom - Doors

Ref	Door Type	Door Finish	Frame Type	Door Features	Door Colour	Frame Colour	Condition	Comments
R2.D1	Single Door	Wooden Painted	Wooden Painted	Handle	Beige	White	Good	No damage. Hook internally.



R2.D1.i



R2.D1.ii



R2.D1.iii



R2.D1.iv

Bedroom - Windows

Ref	Window Type	Glass Type	Frame Type	Sill Type	Frame Colour	Sill Colour	Item	Condition	Comments
R2.W1	Casement	Double Glazed	UPvc	Wooden Painted	Grey	White	Handle Window Locks	Good	Openers:1



R2.W1.i



R2.W1.ii





R2.W1.iii



R2.W1.iv

R2.W1.1							Blinds Roller	Good	
---------	--	--	--	--	--	--	---------------	------	--

Ref	Floor Finish	Floor Item	Colour	Condition	Comments
					
R2.FL1.vii		R2.FL1.viii			

Bedroom - Walls

Ref	Description	Skirting Type	Wall Items	Wall Colour	Skirting Colour	Condition	Comments
R2.WA1	Painted Plaster	Wooden Painted		Magnolia	White	Good	No damage.
							
R2.WA1.i	R2.WA1.ii	R2.WA1.iii	R2.WA1.iv	R2.WA1.v	R2.WA1.vi		
							
R2.WA1.vii	R2.WA1.viii	R2.WA1.ix					

Bedroom - Fixtures & Fittings

Ref	Item	Qty	Colour	Condition	Comments
R2.FI1	Door Stop	1		Good	No damage.
	Radiators	1			
	TV Socket	1			
	Socket Double	1			
	Light Switch Single	1			

Ref	Item	Qty	Colour	Condition	Comments
					
					
					
					
					
					
	R2.FI1.i				
	R2.FI1.ii				
	R2.FI1.iii				
	R2.FI1.iv				
	R2.FI1.v				
	R2.FI1.vi				
					
					
	R2.FI1.vii				
	R2.FI1.viii				
R2.FI1.LS	Light Switches	1		Good	Lights Tested: Yes Electric Switches Visually Safe:Yes
R2.FI1.PS	Plug Sockets	2		Good	Tested: No Visually Safe:Yes
R2.FI1.RA	Radiators	1		Good	
R2.FI1.LF	Light Fittings	2		Good	

Bathroom/Toilet



R3.i



R3.ii



R3.iii



R3.iv



R3.v



R3.vi



R3.vii



R3.viii




R3.ix



R3.x

Bathroom/Toilet - Doors

Ref	Door Type	Door Finish	Frame Type	Door Features	Door Colour	Frame Colour	Condition	Comments
R3.D1	Single Door	Wooden Painted	Wooden Painted	Handle Lock	Beige	White	Good	No damage. Sticky pad on internal side of door.



R3.D1.i



R3.D1.ii



R3.D1.iii

Bathroom/Toilet - Windows

Ref	Window Type	Glass Type	Frame Type	Sill Type	Frame Colour	Sill Colour	Item	Condition	Comments
R3.WI1	Roof Velux	Double Glazed	Cast Iron	Wooden Painted	Bronze	White	Handle Window Locks	Good	Openers:1



R3.WI1.i



R3.WI1.ii




R3.WI1.iii





R3.WI1.iv

Bathroom/Toilet - Ceilings



Ref	Ceiling Finish	Ceiling Fittings	Qty	Colour	Condition	Comments
R3.CE1	Plaster Painted	Recessed Spots	1	White	Good	No damage.
						
<p>R3.CE1.i R3.CE1.ii R3.CE1.iii R3.CE1.iv R3.CE1.v</p>						

Bathroom/Toilet - Floors

Ref	Floor Finish	Floor Item	Colour	Condition	Comments
R3.FL1	Vinyl Flooring		As Picture	Good	
					
<p>R3.FL1.i R3.FL1.ii R3.FL1.iii R3.FL1.iv R3.FL1.v R3.FL1.vi</p>					
 <p>R3.FL1.vii</p> <p><i>line/vinyl lifting/coming away in areas - photos attached.</i></p>					







Bathroom/Toilet - Walls

Ref	Description	Skirting Type	Wall Items	Wall Colour	Skirting Colour	Condition	Comments
R3.WA1	Tiled and Painted Plaster	Wooden Painted		As Picture	White	Good	No damage.











					
R3.WA1.i	R3.WA1.ii	R3.WA1.iii	R3.WA1.iv	R3.WA1.v	R3.WA1.vi
					
R3.WA1.vii	R3.WA1.viii	R3.WA1.ix	R3.WA1.x		

Bathroom/Toilet - Fixtures & Fittings

Ref	Item	Qty	Colour	Condition	Comments
R3.FI1	Bath with Shower Mirror Sink Unit Toilet with seat Towel Rail Light Switch Single Extractor Fan Isolator Extractor fan - tested	1 1 1 1 1 1 1 1		Good	No damage, clean.

					
R3.FI1.i	R3.FI1.ii	R3.FI1.iii	R3.FI1.iv	R3.FI1.v	R3.FI1.vi

- sealant cracked/penshing - photos attached.
- Bottom of bath panel cracked - photos attached.
- crack to shower head fitting - photos attached
- Sink loose - needs resealing - photos attached

Ref	Item	Qty	Colour	Condition	Comments
					
R3.FI1.vii					
					
R3.FI1.viii					
					
R3.FI1.ix					
					
R3.FI1.x					
					
R3.FI1.xi					
					
R3.FI1.xii					
					
R3.FI1.xiii					
					
R3.FI1.xiv					
					
R3.FI1.xv					
					
R3.FI1.xvi					
R3.FI1.LS	Light Switches	1		Good	Lights Tested: Yes Electric Switches Visually Safe:Yes
R3.FI1.RA	Radiators	1		Good	
R3.FI1.LF	Light Fittings	3		Good	
R3.FI1.TO	Toilets	1		Good	
R3.FI1.BA	Basins	1		Good	

Bedroom



R4.i



R4.ii



R4.iii




R4.iv



R4.v



R4.vi



R4.vii



R4.viii



R4.ix



R4.x

Bedroom - Doors

Ref	Door Type	Door Finish	Frame Type	Door Features	Door Colour	Frame Colour	Condition	Comments
R4.D1	Single Door	Wooden Painted	Wooden Painted	Handle Lock	Beige	White	Good	No damage.



R4.D1.i



R4.D1.ii



R4.D1.iii

Bedroom - Windows

Ref	Window Type	Glass Type	Frame Type	Sill Type	Frame Colour	Sill Colour	Item	Condition	Comments
R4.W1	Casement	Double Glazed	UPvc	Wooden Painted	Grey	White	Handle Window Locks	Good	Openers: 1



R4.W1.i



R4.W1.ii



R4.W1.iii



R4.W1.iv



R4.W1.v

R4.W1.1							Blinds Roller	Good	
---------	--	--	--	--	--	--	---------------	------	--

Ref	Window Type	Glass Type	Frame Type	Sill Type	Frame Colour	Sill Colour	Item	Condition	Comments
									Marks to blinds / sign of age and wear - photos attached
R4.WI1.1.i									
R4.WI1.1.ii									
R4.WI1.1.iii									

Bedroom - Ceilings

Ref	Ceiling Finish	Ceiling Fittings	Qty	Colour	Condition	Comments
R4.CE1	Plaster Painted	Light Pendant	1	White	Good	Recessed Spotlights: 3 Bulbs Not Working: 1 No damage.
R4.CE1.i						
R4.CE1.ii						
R4.CE1.iii						
R4.CE1.iv						
R4.CE1.v						
R4.CE1.vi						
R4.CE1.vii						Marks to ceiling - photos attached.

Bedroom - Floors

Ref	Floor Finish	Floor Item	Colour	Condition	Comments
R4.FL1	Fitted Carpet		Cream	Good	No damage.
     					
   					

Bedroom - Walls

Ref	Description	Skirting Type	Wall Items	Wall Colour	Skirting Colour	Condition	Comments
R4.WA1	Painted Plaster	Wooden Painted		Magnolia	White	Good	No damage.
     							
     							

Bedroom - Fixtures & Fittings

Ref	Item	Qty	Colour	Condition	Comments
R4.FI1	Door Stop Radiators TV Socket Socket Double Light Switch Single	1 1 1 1 1		Good	No damage.
<div style="display: flex; justify-content: space-around;"> <div style="text-align: center;">  <p>R4.FI1.i</p> </div> <div style="text-align: center;">  <p>R4.FI1.ii</p> </div> <div style="text-align: center;">  <p>R4.FI1.iii</p> </div> <div style="text-align: center;">  <p>R4.FI1.iv</p> </div> <div style="text-align: center;">  <p>R4.FI1.v</p> </div> <div style="text-align: center;">  <p>R4.FI1.vi</p> </div> </div>					
<div style="display: flex; justify-content: space-around;"> <div style="text-align: center;">  <p>R4.FI1.vii</p> </div> <div style="text-align: center;">  <p>R4.FI1.viii</p> </div> </div>					
R4.FI1.LS	Light Switches	1		Good	Lights Tested: Yes Electric Switches Visually Safe: No
R4.FI1.PS	Plug Sockets	3		Good	Tested: No Visually Safe: Yes
R4.FI1.RA	Radiators	1		Good	
R4.FI1.LF	Light Fittings	1		Good	

Living Room



R5.i



R5.ii



R5.iii



R5.iv



R5.v



R5.vi



R5.vii



R5.viii



R5.ix



R5.x

Living Room - Doors

Ref	Door Type	Door Finish	Frame Type	Door Features	Door Colour	Frame Colour	Condition	Comments
R5.D1	Single Door	Wooden Painted	Wooden Painted	Handle	Beige	White	Good	No damage.



R5.D1.i





R5.D1.ii



R5.D1.iii

Door does not close and set flush - photos attached








Living Room - Doors

Ref	Door Type	Door Finish	Frame Type	Door Features	Door Colour	Frame Colour	Condition	Comments
R5.D2	Double Door	UPvc	UPvc	Handle	Grey	Grey	Good	
								
	R5.D2.i	R5.D2.ii	R5.D2.iii	R5.D2.iv				
R5.D2.1				Curtains Lined			Good	Colour:Beech
								
	R5.D2.1.i	R5.D2.1.ii						

Living Room - Windows

Ref	Window Type	Glass Type	Frame Type	Sill Type	Frame Colour	Sill Colour	Item	Condition	Comments
R5.W1	Casement	Double Glazed	UPvc	Wooden Painted	Grey	White	Handle Window Locks	Good	Openers:1
									
	R5.W1.i	R5.W1.ii	R5.W1.iii	R5.W1.iv					
R5.W1.1							Blinds Roller	Good	














Living Room - Ceilings

Ref	Ceiling Finish	Ceiling Fittings	Qty	Colour	Condition	Comments
R5.CE1	Plaster Painted	Recessed Spots	1	White	Good	Recessed Spotlights: 7 Bulbs Not Working: 2 No damage.
     						
						

Living Room - Floors










Ref	Floor Finish	Floor Item	Colour	Condition	Comments
R5.FL1	Fitted Carpet		Cream	Good	No damage.
     					
   					

Living Room - Walls

Ref	Description	Skirting Type	Wall Items	Wall Colour	Skirting Colour	Condition	Comments
R5.WA1	Painted Plaster	Wooden Painted		Magnolia	White	Good	No damage.
							
	R5.WA1.i	R5.WA1.ii	R5.WA1.iii	R5.WA1.iv	R5.WA1.v	R5.WA1.vi	
							
	R5.WA1.vii	R5.WA1.viii	R5.WA1.ix	R5.WA1.x	R5.WA1.xi	R5.WA1.xii	
							
	R5.WA1.xiii						

Living Room - Fixtures & Fittings

Ref	Item	Qty	Colour	Condition	Comments
R5.FI1	Radiators	1		Good	No damage.
	TV Socket	1			
	Socket Double	1			
	Light Switch Double	1			

Ref	Item	Qty	Colour	Condition	Comments
					
					
					
					
					
					
R5.FI1.i	R5.FI1.ii	R5.FI1.iii	R5.FI1.iv	R5.FI1.v	R5.FI1.vi
					
					
					
R5.FI1.vii	R5.FI1.viii	R5.FI1.ix			
R5.FI1.LS	Light Switches	1		Good	Lights Tested: Yes Electric Switches Visually Safe: Yes
R5.FI1.PS	Plug Sockets	3		Good	Tested: No Visually Safe: Yes
R5.FI1.RA	Radiators	1		Good	
R5.FI1.LF	Light Fittings	7		Good	

Kitchen



R6.i



R6.ii



R6.iii



R6.iv



R6.v



R6.vi



R6.vii



R6.viii







R6.ix






R6.x










Kitchen - Doors

Ref	Door Type	Door Finish	Frame Type	Door Features	Door Colour	Frame Colour	Condition	Comments
R6.D1	Double Door	UPvc	UPvc	Handle	Grey	Grey	Good	
								
								
								
	R6.D1.i			R6.D1.ii				
R6.D1.1				Curtains Lined			Good	Colour:Beech
								
	R6.D1.1.i							

Kitchen - Ceilings

Ref	Ceiling Finish	Ceiling Fittings	Qty	Colour	Condition	Comments
R6.CE1	Plaster Painted	Recessed Spots	1	White	Good	Recessed Spotlights: 4 Bulbs Not Working: 1 No damage
     						
	R6.CE1.i	R6.CE1.ii	R6.CE1.iii	R6.CE1.iv	R6.CE1.v	R6.CE1.vi

Kitchen - Floors

Ref	Floor Finish	Floor Item	Colour	Condition	Comments	
R6.FL1	Vinyl Flooring		As Picture	Good	No damage.	
     						
	R6.FL1.i	R6.FL1.ii	R6.FL1.iii	R6.FL1.iv	R6.FL1.v	R6.FL1.vi
  						
	R6.FL1.vii	R6.FL1.viii	R6.FL1.ix			

Kitchen - Walls

Ref	Description	Skirting Type	Wall Items	Wall Colour	Skirting Colour	Condition	Comments
R6.WA1	Painted Plaster	Wooden Painted		Magnolia	White	Good	No damage.
							
	R6.WA1.i	R6.WA1.ii	R6.WA1.iii	R6.WA1.iv	R6.WA1.v	R6.WA1.vi	
							
	R6.WA1.vii	R6.WA1.viii	R6.WA1.ix	R6.WA1.x	R6.WA1.xi	R6.WA1.xii	

Kitchen - Fixtures & Fittings

Ref	Item	Qty	Colour	Condition	Comments	
R6.FI1	Base units Wall Units Socket Double Oven Isolator Switch Multiple Isolator Switches	1 1 1 1 1		Good	No damage.	
						
	R6.FI1.i	R6.FI1.ii	R6.FI1.iii	R6.FI1.iv	R6.FI1.v	R6.FI1.vi

Ref	Item	Qty	Colour	Condition	Comments
					
R6.FI1.vii					
					
R6.FI1.viii					
R6.FI1.ix					
R6.FI1.x					
R6.FI1.xi					
R6.FI1.xii					
R6.FI1.xiii					
R6.FI1.xiv					
R6.FI1.xv					
R6.FI1.xvi					
R6.FI1.xvii					
R6.FI1.xviii					
R6.FI1.xix					
R6.FI1.xx					
R6.FI1.xxi					
R6.FI1.xxii					
R6.FI1.xxiii					
R6.FI1.xxiv					
R6.FI1.xxv					
R6.FI1.xxvi					
R6.FI1.LS	Light Switches	1		Good	Lights Tested: Yes Electric Switches Visually Safe:Yes
R6.FI1.PS	Plug Sockets	2		Good	Tested: No Visually Safe:Yes
R6.FI1.LF	Light Fittings	4		Good	

Ref	Item	Qty	Colour	Condition	Comments
R6. F11. BU	Base Unit Doors	6		Good	
R6. F11. WU	Wall Units	4		Good	
R6. F11. WT	Worktops	2		Good	

Kitchen - Cupboards

Ref	Floor Condition	Floor Comments	Wall Condition	Wall Comments	Ceiling Condition	Ceiling Comments	Cupboard Contents	Content Comments	General Comments
R6. CU 1	Good		Good		Good		Boiler		



R6.CU1.i



R6.CU1.ii

Kitchen - Kitchen Appliances

Ref	Kitchen Appliance	Brand	Qty	Colour	Condition	Tested	Comments
R6. K11	Fridge Freezer	Beko	1	Silver	Good	No	Would benefit from wiping over



R6.K11.i



R6.K11.ii



R6.K11.iii







R6.K11.iv







R6.K11.v



R6.K11.vi

Ref	Kitchen Appliance	Brand	Qty	Colour	Condition	Tested	Comments
							
	R6.KI1.vii	R6.KI1.viii	R6.KI1.ix	R6.KI1.x			

Kitchen - Kitchen Appliances

Ref	Kitchen Appliance	Brand	Qty	Colour	Condition	Tested	Comments
R6.KI2	Cooker Hood	See Comments	1	Silver	Good	No	Brand: Smeg
							cooker hood light out - photos attached.
	R6.KI2.i	R6.KI2.ii	R6.KI2.iii	R6.KI2.iv			

Kitchen - Kitchen Appliances

Ref	Kitchen Appliance	Brand	Qty	Colour	Condition	Tested	Comments
R6.KI3	Cooker Hob-Grill	See Comments	1	Silver	Good	No	Brand: Smeg
							
	R6.KI3.i	R6.KI3.ii	R6.KI3.iii	R6.KI3.iv	R6.KI3.v		

Kitchen - Kitchen Appliances

Ref	Kitchen Appliance	Brand	Qty	Colour	Condition	Tested	Comments
R6.KI4	Oven	See Comments	1	White	Good	No	Brand: Smeg Base shows carbon deposits.



R6.KI4.i



R6.KI4.ii



R6.KI4.iii



R6.KI4.iv



R6.KI4.v



R6.KI4.vi



R6.KI4.vii



R6.KI4.viii

Oven not secure - photos attached.

Kitchen - Kitchen Appliances

Ref	Kitchen Appliance	Brand	Qty	Colour	Condition	Tested	Comments
R6.KI5	Integral Washer	See Comments	1	White	Good	No	Beand: Smeg



R6.KI5.i



R6.KI5.ii



R6.KI5.iii

Kitchen - Kitchen Appliances

Ref	Kitchen Appliance	Brand	Qty	Colour	Condition	Tested	Comments
R6.KI6	Integral Dishwasher	AEG	1	White	Good	No	



R6.KI6.i



R6.KI6.ii



R6.KI6.iii



R6.KI6.iv

Declaration

Whilst every care has been taken to ensure the accuracy of this schedule, accuracy cannot be guaranteed by the preparer.

The Landlord and the Tenant(s) are reminded that it is their responsibility to check the accuracy of this schedule and are advised to sign it in confirmation.

This inventory relates only to the furniture, furnishings and all Landlord's equipment and contents in the property. It is no guarantee of, or report on, the adequacy of, or safety of any such equipment or contents, merely a record that such items exist in the property at the date of the inventory and the superficial content of same.

This is to certify that we the undersigned have carefully checked the foregoing inventory and subject to the marginal notes, consider this to be a fair and correct schedule of condition of the contents therein.

The tenant / landlord has 7 working days from receipt of this inventory to notify the agent / landlord / inventory company of any discrepancies.

Signed on behalf of the landlord.....	<i>Maggie Fitzpatrick</i>
Signature.....	<i>M. Fitzpatrick</i>
Print Name.....	<i>MRS M. E FITZPATRICK.</i>
Date.....	<i>29/6/19</i>

Agent / Inventory Clerk.....
Signature.....
Print Name.....
Date / /

To be read and signed when there is no Accompanied Check In.

- I / We the undersigned agree that I / We have received a copy of this Inventory and Schedule of Condition of the property and understand that unless written comments of any discrepancies are made in writing to the letting agent not later than 7 working days after the date hereof, it will be agreed that the Inventory and Schedule of Condition is a correct record.
- It is imperative that you check through the content of the Inventory and Schedule of Condition for the property and record any damage, scratches, marks etc to decorations, carpets, curtains, fixture and fittings and also record any missing items.
- Unless your comments are adequately recorded and sent to the letting agent within 7 working days of the date of the let, the document signed at the office will be treated as being a correct record of the property.
- Clearly, it is in your best interest to do this in order to protect your deposit and any comments received after 7 working days WILL NOT BE ACCEPTED.
- **This signed copy will be held by the letting agent and your copy will be emailed directly to you for printing and checking. If you require a hard copy printing please confirm this in writing to the letting agent immediately.**

Signed by Tenant(1): Thomas Beeson

Signed by Tenant(2): _____

Signed by Tenant(3): _____

Signed by Tenant(4): _____

Date: 5/7/19

To be signed on Accompanied Check in or Tenant's acceptance / submission of condition

The foregoing inventory has been checked by the undersigned, with the amendments and additional notes(if any) made as necessary in black ink, and is submitted as evidence of the condition of the property at the commencement of the tenancy.

Signed by Tenant (1): _____

Signed by Tenant (2): _____

Signed by Tenant (3): _____

Signed by Tenant (4): _____

Date: _____




07/2019

03

20:31


TB



07/2019

03

20:31





07/2019

03


20:32

07/2019

04

15:53





07/2019

04

15:53



07/2019

03

20:32

07/2019

04

15:53



07/2019


03

20:30

07/2019

03

20:29



07/2019

03

20:29



07/2019

03

20:28

07/2019

03

20:30

07/2019

03

20:29

07/2019

03

20:30

07/2019

03


20:29



07/2019

03

20:28



07/2019

03

20:28



07/2019

03

20:28

07/2019

03

20:31

07/2019

03

20:29

07/2019

03


20:26




07/2019

03

20:26





07/2019


03

20:28

07/2019

03

20:27



07/2019

03

20:26




TR

07/2019

03

20:27





07/2019

03

20:28

07/2019

03

20:27



07/2019

03

20:27



07/2019

03


20:27




07/2019

03

20:26





07/2019

03


20:25



07/2019

03

20:25



07/2019

03

20:24

07/2019

03

20:24



07/2019

03


20:23




07/2019

03

20:23






07/2019

03

20:26



07/2019

03

20:25



07/2019

03

20:25

07/2019


03


20:24

07/2019

03

2024





07/2019

03

20:25
