




LAMB & CO

Call us on 01255 422 240
Inspired by property, driven by passion.



WISTERIA WAY, HARWICH, CO12 4RP

PRICES FROM £330,000

CHOICE OF £10,000 INCENTIVE Wisteria Way is an exclusive new development in the charming coastal town of Dovercourt, Harwich. This thoughtfully designed collection features a mixture of two, three, and four-bedroom homes, perfect for first-time buyers, growing families, and those looking to settle into a modern coastal lifestyle.

With five distinctive house types to choose from, each home combines contemporary design with practical living. Every property comes fully equipped with integrated appliances and two allocated parking spaces as standard, ensuring comfort and convenience from the day you move in.

- Three bedroom detached House
- Two Allocated Parking spaces
- OPEN DAY SATURDAY 9TH MAY
- Separate Utility Room
- Integrated Appliances Included
- EV Charging Port



Sales | Lettings | Commercial | Land & New Homes
sales@lambandcoproperty.co.uk | www.lambandcoproperty.co.uk

Paragraph

Accommodation comprises with approximate room sizes as follows:

Entrance door to:

ENTRANCE HALL

KITCHEN

12'1" x 10'8" (3.69 x 3.26)

UTILITY

10'7" x 5'3" (3.25 x 1.62)

LIVING/DINING

18'9" x 12'10" (5.72 x 3.93)

WC

6'8" x 3'3" (2.04 x 1.01)

LANDING

BEDROOM ONE

18'8" x 9'8" (5.69 x 2.96)

BEDROOM TWO

12'9" x 11'3" (3.90 x 3.43)

BEDROOM THREE

12'9" x 7'0" (3.90 x 2.15)

BATHROOM

7'6" x 6'3" (2.29 x 1.92)

FRONT ASPECT

Material Information

Council Tax Band: TBC

Heating: Air source heat pump

Services:

Broadband: Ultrafast Fibre

Mobile Coverage:

Vodafone-80%

EE-79%

O2-78%

Three-66%

Construction: Conventional

Restrictions:

Rights & Easements:

Flood Risk:

Rivers & Sea- Very low

Surface Water-Very low

Additional Charges: £230 P/A

Seller's Position: No onward chain

Garden Facing: North East

Agents Note Sales

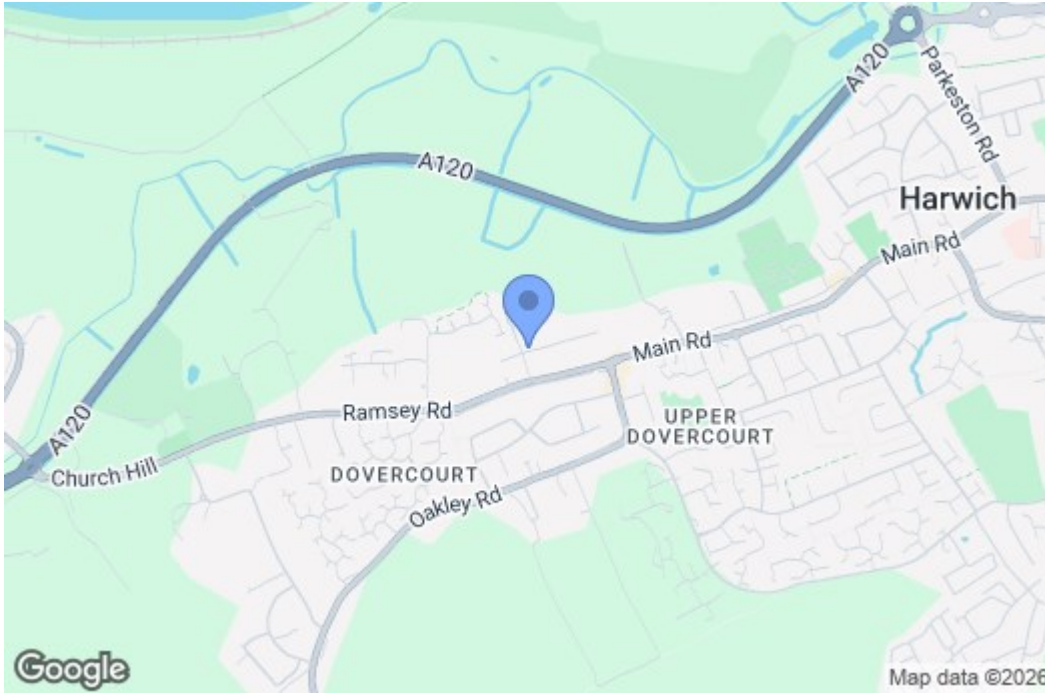
PLEASE NOTE - Although we have not tested any of the Gas/Electrical Fixtures & Fittings, we understand them to be in good working order, however it is up to any interested party to satisfy themselves of their condition before entering into any Legal Contract.

AML

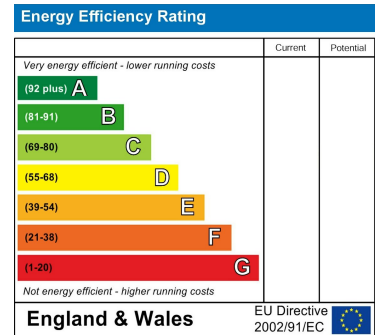
ANTI-MONEY LAUNDERING REGULATIONS 2017

- In order to comply with regulations, prospective purchasers will be asked to produce photographic identification and proof of residence documentation once entering into negotiations for a property.

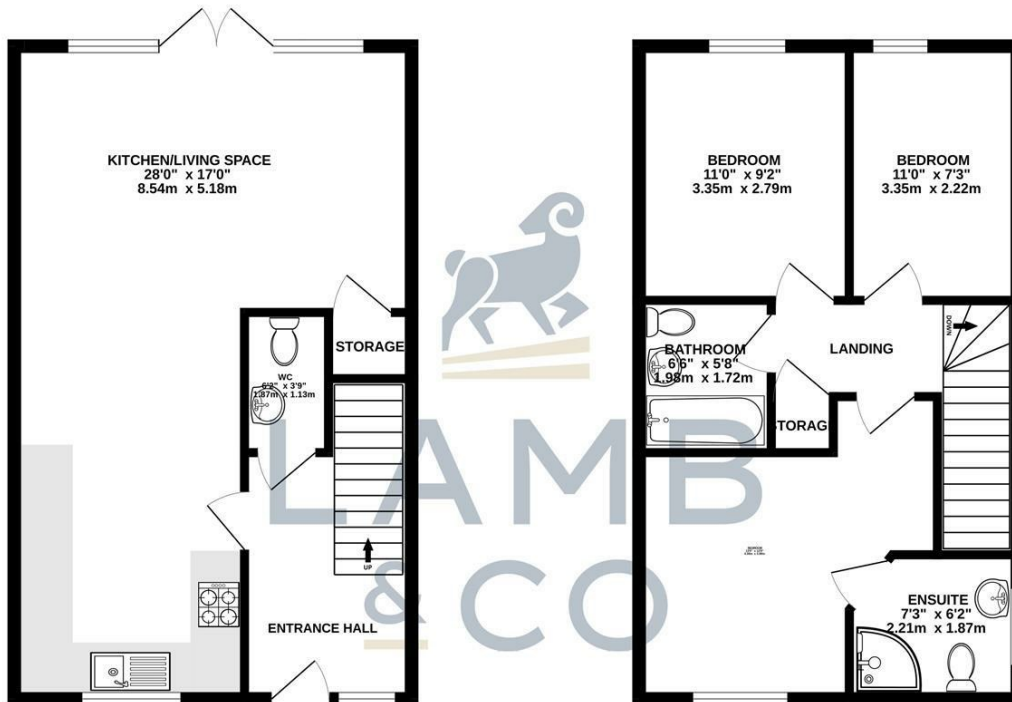
Map



EPC Graphs



Floorplan



TOTAL FLOOR AREA : 945 sq.ft. (87.8 sq.m.) approx.

Whilst every attempt has been made to ensure the accuracy of the floorplan contained here, measurements of doors, windows, rooms and any other items are approximate and no responsibility is taken for any error, omission or mis-statement. This plan is for illustrative purposes only and should be used as such by any prospective purchaser. The services, systems and appliances shown have not been tested and no guarantee as to their operability or efficiency can be given.
Made with Metropix ©2026

These particulars, whilst believed to be accurate are set out as a general outline only for guidance and do not constitute any part of an offer or contract. Intending purchasers should not rely on them as statements of representation of fact, but must satisfy themselves by inspection or otherwise as to their accuracy. No person in this firm's employment has the authority to make or give any representation or warranty in respect of the property.