




## Marketing Preview



**153 Birley Spa Lane, Sheffield, Derbyshire, S12 4BN**

**£210,000**

**Bedrooms 3, Bathrooms 1, Reception Rooms 1**



A fantastic opportunity to purchase this three-bedroom property, situated in a popular area. The home boasts a stunning kitchen, ample storage throughout, and an enclosed rear garden. Ideally located close to local amenities, with excellent road links to the city centre and the M1 motorway, this property is perfect for first-time buyers or families alike.

## SUMMARY

A fantastic opportunity to purchase this three-bedroom property, situated in a popular area. The home boasts a stunning kitchen, ample storage throughout, and an enclosed rear garden. Ideally located close to local amenities, with excellent road links to the city centre and the M1 motorway, this property is perfect for first-time buyers or families alike.

Entrance is via a side door into the hallway, which provides access to a storage cupboard, utility room, lounge, and kitchen, along with stairs rising to the first floor. The kitchen is modern and fitted with a range of wall and base units, a breakfast bar area, an extractor fan, and space for a range cooker. There is also a door providing access to the rear garden. The lounge is generously sized and bright, benefiting from a window to the front. The utility room offers space for a washing machine and tumble dryer.

Stairs rise to the first-floor landing, which provides access to three bedrooms, the bathroom, and a separate WC. Bedroom one is a double bedroom with a storage cupboard and a window to the front. Bedroom two is also a double bedroom, featuring a storage cupboard and a window to the front. Bedroom three is a single bedroom with a window to the front. The bathroom is fitted with a bath and wash basin, while the separate WC is fitted with a WC.

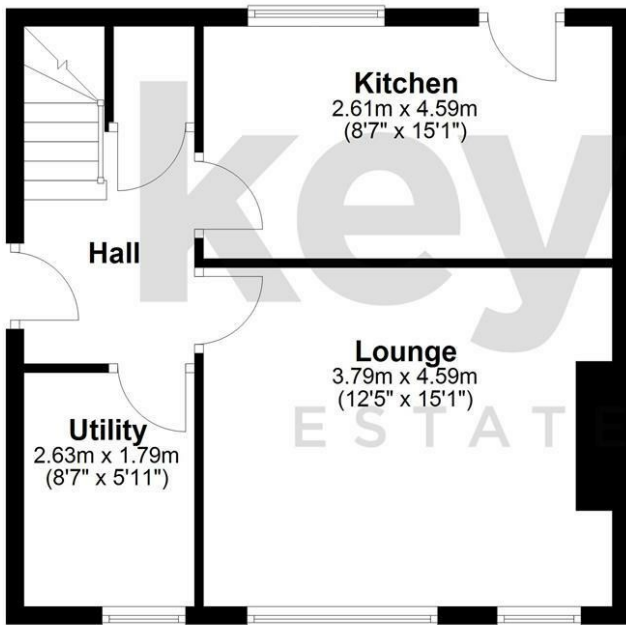
To the front of the property is a driveway providing off-road parking for two to three vehicles. The rear garden is enclosed and features a patio area with steps leading down to a lawned area, along with a further patio space, all enclosed by fencing.

## PROPERTY DETAILS

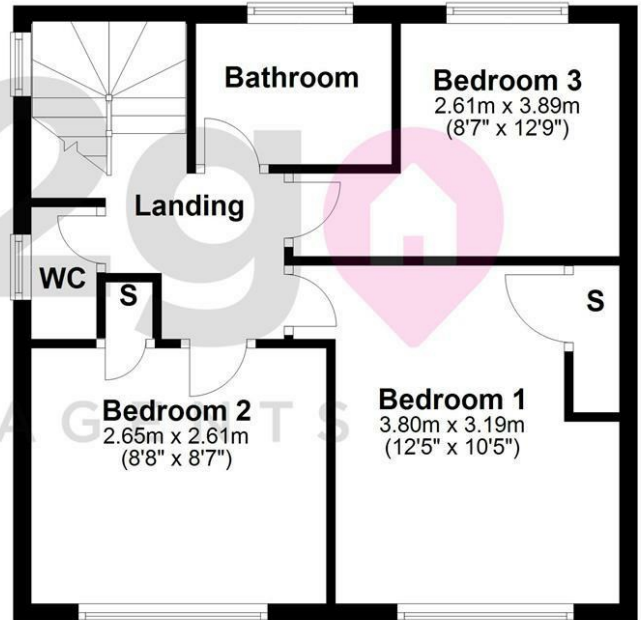
- FREEHOLD
- FULLY UPVC DOUBLE GLAZED
- GAS CENTRAL HEATING
- COMBI BOILER
- COUNCIL TAX BAND A - SHEFFIELD CITY COUNCIL

FOR ROOM MEASUREMENTS PLEASE SEE THE FLOORPLAN

### Ground Floor



### First Floor



Total area: approx. 81.7 sq. metres (879.0 sq. feet)

Energy Efficiency Rating		
	Current	Potential
Very energy efficient - lower running costs		
(92 plus) <b>A</b>		
(81-91) <b>B</b>		
(69-80) <b>C</b>		<b>77</b>
(55-68) <b>D</b>	<b>62</b>	
(39-54) <b>E</b>		
(21-38) <b>F</b>		
(1-20) <b>G</b>		
Not energy efficient - higher running costs		
<b>England &amp; Wales</b>	EU Directive 2002/91/EC	

