



3406 Hampton Tower 75 Marsh Wall, London, E14 9GX

£705 Per week

 1  1  1  B

Premium apartment on a high floor, offering spectacular views. The apartment comprises a spacious double bedroom, luxury bathroom, open plan reception with modern integrated kitchen, including Siemens appliances, reconstituted stone work surfaces, glass splash-backs and handle-free storage. The apartment further benefits from underfloor heating & comfort cooling. South Quay Plaza! A landmark development designed by world leading architects Foster + Partners.



Located just a few moments from the heart of London's fastest growing business district, SQP is incredibly well connected with direct access to South Quay DLR station, less than 5 minutes to Canary Wharf underground station and the Elizabeth Line (Crossrail). Residents enjoy a 5-star lifestyle as they become exclusive members of The Quay Club, providing fantastic facilities including a state-of-the-art gym, 20m swimming pool overlooking the South Dock, business lounge, screening room and private dining room as well as the stunning 56th floor bar and terrace, offering panoramic views of the London skyline.

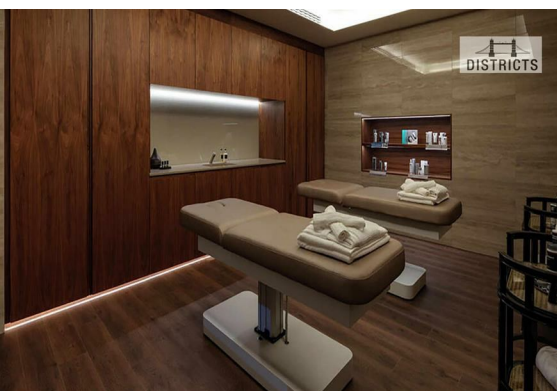
**Photos digitally staged of a similar apartment used for example purposes.

Council Tax Band: Tower Hamlets, E
Minimum contract: 12 months
Change of contract fee: £50 including VAT
Lift access | Cladding: EWS1 Certificate available
Holding Deposit - £705 (1 weeks rent, subject to agreed offer)

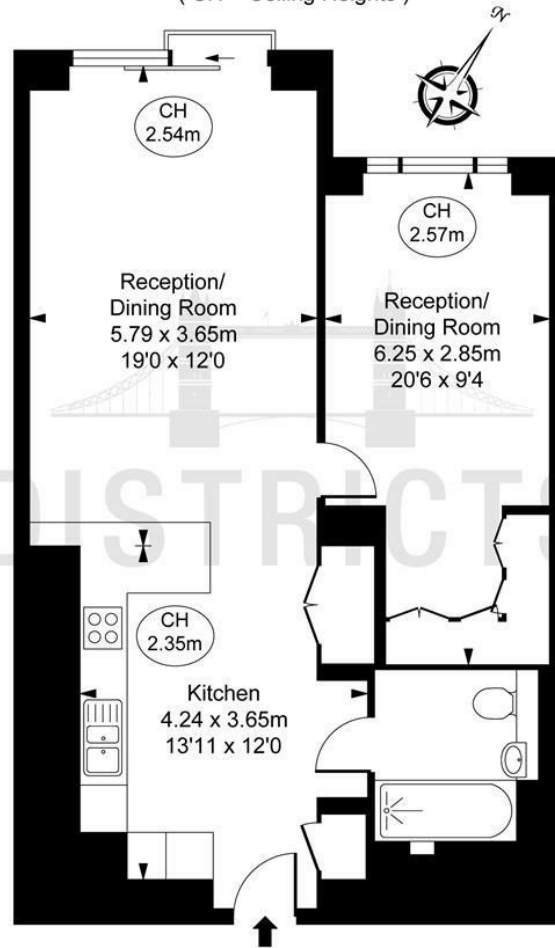
Electricity supply – Mains | Heating, Hot Water & Cooling – Mains | Water Supply & Sewerage – Mains | Lift Access | Cladding: EWS1 Cert. available

To check broadband and mobile phone coverage please visit Ofcom
To check planning permission please visit Tower Hamlets Council Website, Planning & Building Control





Hampton Tower, E14
 Approximate Gross Internal Area
 59.93 sq m / 645 sq ft
 (CH = Ceiling Heights)



This plan is not to scale. It is for guidance and not for valuation purposes.
 All measurements and areas are approximate only, and have been prepared in accordance with the current edition of the RICS Code of Measuring Practice.
 © Fulham Performance

Energy Efficiency Rating		Current	Potential
Very energy efficient - lower running costs			
(92 plus) A			
(81-91) B		83	83
(69-80) C			
(55-68) D			
(39-54) E			
(21-38) F			
(1-20) G			
Not energy efficient - higher running costs			
England & Wales		EU Directive 2002/91/EC	

These particulars, whilst believed to be accurate are set out as a general outline only for guidance and do not constitute any part of an offer or contract. Intending purchasers should not rely on them as statements of representation of fact, but must satisfy themselves by inspection or otherwise as to their accuracy. No person in this firm's employment has the authority to make or give any representation or warranty in respect of the property.