

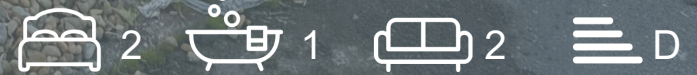


HEWLETT
HOMES



25 Ashbury Drive, Weston-Super-Mare, BS22 9QU

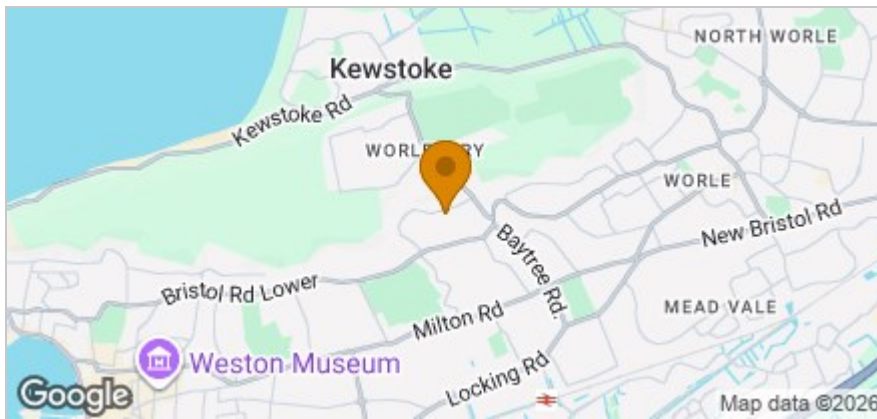
£305,000



Floor Plan



Area Map



Accommodation

- Worle Hillside
- Two Double Bedrooms
- Ample Parking
- Garage
- Conservatory
- Well Presented Throughout
- No Onward Chain

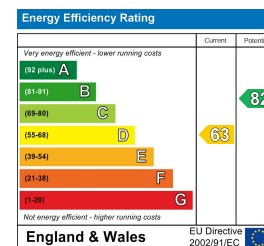


Viewing

Please contact us on 01934 900714 if you wish to arrange a viewing appointment for this property or require further information.



Energy Efficiency Graph



These particulars, whilst believed to be accurate are set out as a general outline only for guidance and do not constitute any part of an offer or contract. Intending purchasers should not rely on them as statements of representation of fact, but must satisfy themselves by inspection or otherwise as to their accuracy. No person in this firm's employment has the authority to make or give any representation or warranty in respect of the property.