



Lenhurst Way, Worthing

Guide Price
£325,000
Freehold

- End of Terrace House
- Spacious Lounge/Diner
- Master Bedroom with En Suite
- Garage
- Council Tax C
- Four Bedrooms
- Modern Kitchen
- West Facing Rear Garden
- Convenient location
- EPC Rating C

* Guide Price £325,000 - £340,000 *

We are pleased to offer this spacious and well presented four bedroom end of terrace house, ideally situated in the popular Tarring area, with plenty of local amenities including shops, parks, schools, and transport links.

The property features a spacious lounge/diner and a modern kitchen. On the first floor there are three bedrooms, two good size double bedrooms and one single, and a family bathroom. The second floor is a more recent addition, comprising a modern master bedroom with en suite. The property also benefits from a rear, westerly facing garden.

T: 01903 331247 E: info@robertluff.co.uk
www.robertluff.co.uk

Robert
Luff & Co
Sales | Lettings | Commercial



Accommodation

uPVC double glazed door to:

Hallway

Radiator, laid wood effect flooring, and storage cupboard housing gas meter and electric consumer unit.

Lounge/Dining Room 23'5" x 13'4" (max) size narrowing to 7'10" (7.15 x 4.07 (max) size narrowing to 2.41)

Double glazed window to front, double glazed double opening doors to back garden with cat flap, two radiators, under stairs storage cupboard with shelves, and coving.

Kitchen 8'4" x 7'11" (2.56 x 2.42)

Range of grey fronted wall and base units, marble effect worksurfaces incorporating a stainless steel sink with mixer tap, electric oven, four ring electric hob with extractor fan, space and plumbing for washing machine, space for fridge freezer, double glazed window with view of rear garden, and wall mounted Gloworm boiler.

Stairs to:

First Floor Landing

With double glazed windows and cupboard.

Bedroom Two 11'10" x 9'8" (3.63 x 2.95)

Double glazed window to the front, radiator, and coving.

Bedroom Three 9'10" x 9'5" (3.00 x 2.89)

Double glazed window with view of rear garden, radiator, wall fitted wardrobes with hanging and shelves.

Study/Bedroom Four 6'8" x 5'2" (2.05 x 1.6)

Double glazed window and radiator.

Bathroom

Panel enclosed bath with handles, fitted over bath Tritan shower, pedestal basin, low flush WC, radiator, tiled walls, and frosted double glazed window.

Stairs to:

Second Floor Landing

With Velux window.

Bedroom One 16'11" x 12'10" (max) (5.18 x 3.92 (max))

Two Velux windows with blinds, two fitted double wardrobes, radiator, double glazed window with view over rear garden, and dimmer switches.

Bedroom One En suite

Fitted shower cubicle with glass screen and sliding doors, basin set in vanity unit with mixer tap, low flush WC, heated towel rail, frosted double glazed window, tiled walls, tiled floor, and downlights.

Outside

Rear Garden

Westerly aspect with door to:

Garage

With up and over door and access via compound entrance.

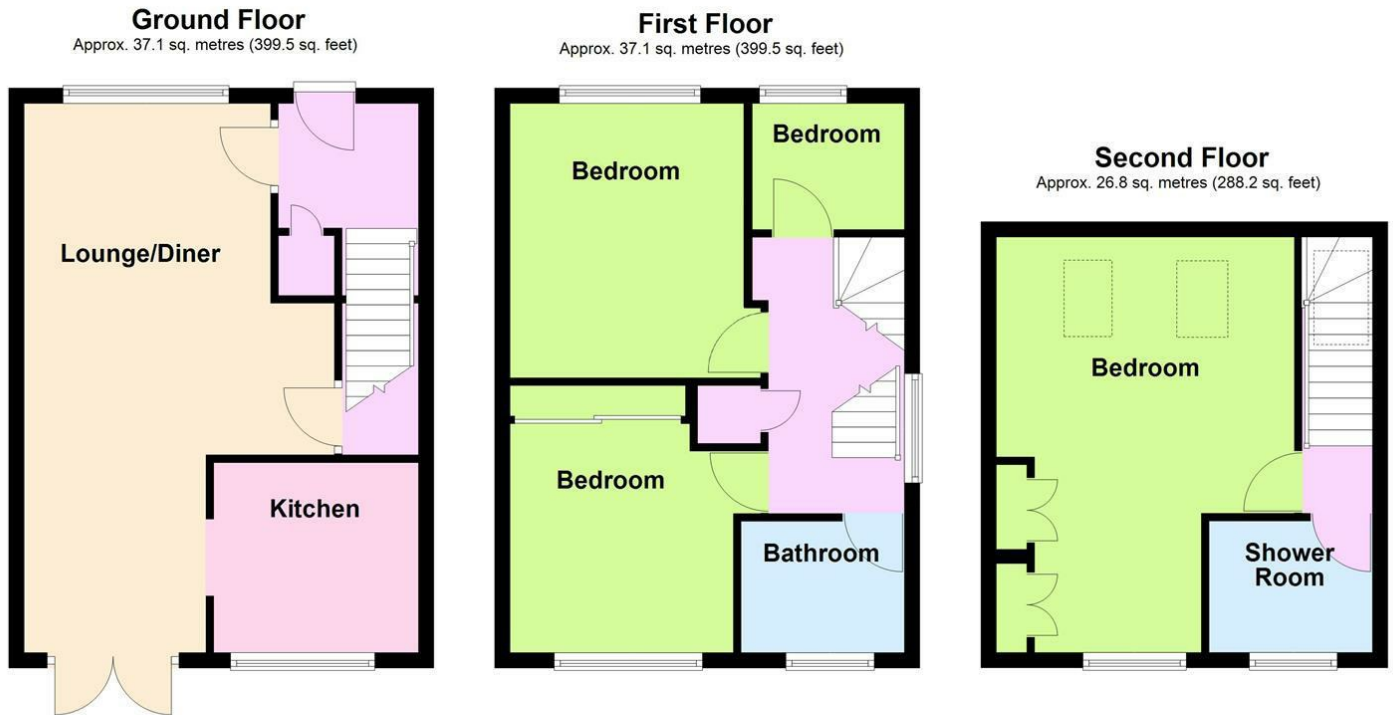


30 Guildbourne Centre, Worthing, West Sussex, BN11 1LZ

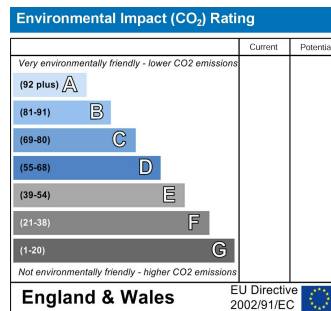
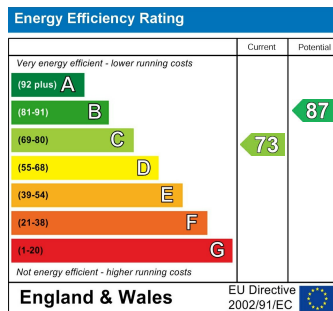
T: 01903 331247 E: info@robertluff.co.uk

www.robertluff.co.uk

Floorplan



Total area: approx. 101.0 sq. metres (1087.3 sq. feet)



The information provided about this property does not constitute or form any part of an offer or contract, nor may it be regarded as representations. All interested parties must verify accuracy and your solicitor must verify tenure/lease information, fixtures and fittings and, where the property has been extended/converted, planning/building regulation consents. All dimensions are approximate and quoted for guidance only as are floor plans which are not to scale and their accuracy cannot be confirmed. References to appliances and/or services does not imply that they are necessarily in working order or fit for the purpose.