


The logo for Melvyn Danes Estate Agents is located in the top right corner. It consists of a yellow oval with a green border. Inside the oval, the word "melvyn" is written in a small, black, sans-serif font. Below it, the word "Danes" is written in a large, bold, green, sans-serif font. Underneath "Danes", the words "ESTATE AGENTS" are written in a smaller, black, sans-serif font.

melvyn
Danes
ESTATE AGENTS

The image shows a two-story red brick house with a tiled roof, a white garage door, and a paved driveway. The house is surrounded by greenery and a clear blue sky. The text "Selsdon Close, Wythall, Offers Around £475,000" is overlaid on the bottom right of the image.

Selsdon Close
Wythall
Offers Around £475,000

Description

Situated in this pleasant cul de sac location leading directly off Lea Green Lane, a most sought after road in Wythall; this 1970's detached Bryant built family home offers well proportioned accommodation on a fair sized plot which affords space to further extend (subject to planning permissions).

There is local primary schooling at Meadow Green and Coppice Primary school and Woodrush Senior School on nearby Shawhurst Lane. Education facilities are subject to confirmation from the Education Department. There is the benefit of local shops on Station Road, Wythall and Drakes Cross Parade in Hollywood. The property is just a few minutes drive or by bus to Shirley along Truemans Heath Lane and one can continue back through Hollywood to Sainsbury's at the Maypole island, which also provides access to Birmingham city centre and the southern Birmingham suburbs, along with the Hollywood by-pass which links to the M42, forming the hub of the national midlands motorway network.

There are railway stations within walking distance at Wythall and nearby at Whitlocks End offering commuter services between Birmingham and Stratford upon Avon, and local bus services provide access to the City of Birmingham, Redditch and the surrounding suburbs.

An ideal location therefore for this excellent family home that is being offered for sale with no upward chain and really does require internal inspection to appreciate the space on offer.



Accommodation

FRONT BLOCK PAVED DRIVEWAY

PORCH ENTRANCE

RECEPTION HALLWAY

GUEST CLOAKS WC

LOUNGE

18'3" into bay x 12'0" (5.56m into bay x 3.66m)

DINING ROOM

11'6" x 10'1" (3.51m x 3.07m)

CONSERVATORY

11'1" x 8'2" (3.38m x 2.49m)

BREAKFAST KITCHEN

15'0" x 9'5" (4.57m x 2.87m)

UTILITY ROOM

8'3" x 7'4"

FIRST FLOOR LANDING

BEDROOM ONE

13'0" x 10'0" (3.96m x 3.05m)

BEDROOM TWO

11'9" x 10'2" (3.58m x 3.10m)

BEDROOM THREE

9'9" x 8'9" (2.97m x 2.67m)

BEDROOM FOUR

9'9" x 8'9" (2.97m x 2.67m)

BATHROOM

LARGE SIDE GARAGE

23'10" x 9'0" (7.26m x 2.74m)

REAR GARDEN



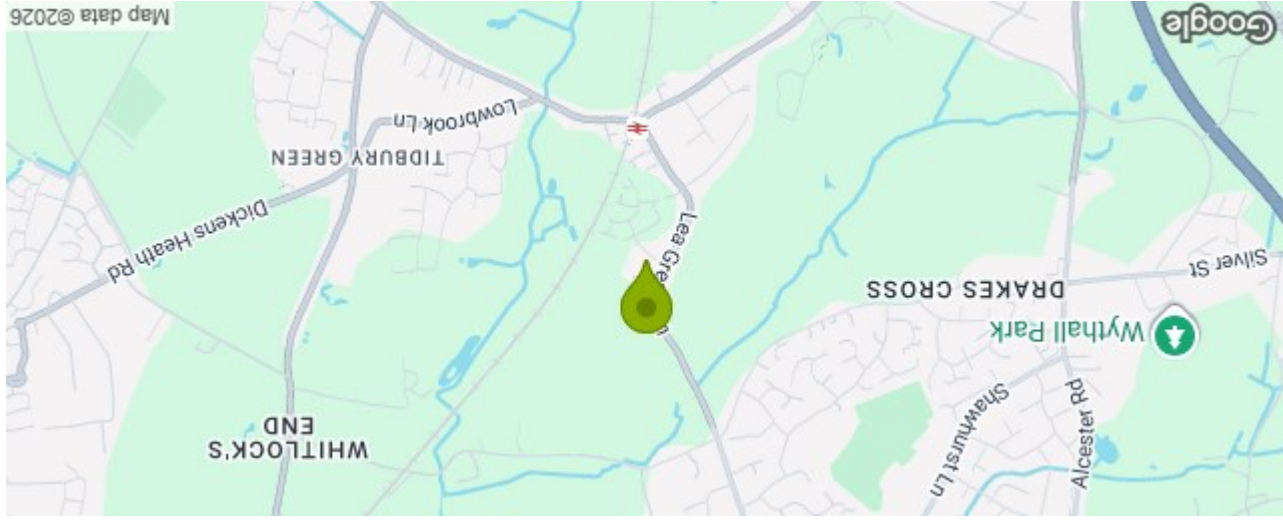
TENURE: We are advised that the property is Freehold.

BROADBAND: We understand that the standard broadband download speed at the property is around 12 Mbps, however please note that results will vary depending on the time a speed test is carried out. The estimated fastest download speed currently achievable for the property post code area is around 1000 Mbps. Data taken from checker.ofcom.org.uk on 27/05/2026. Actual service availability at the property or speeds received may be different. **MOBILE:** We understand that the property is likely to have/has limited current mobile coverage (data taken from checker.ofcom.org.uk on 27/05/2026). Please note that actual services available may be different depending on the particular circumstances, precise location and network outages.

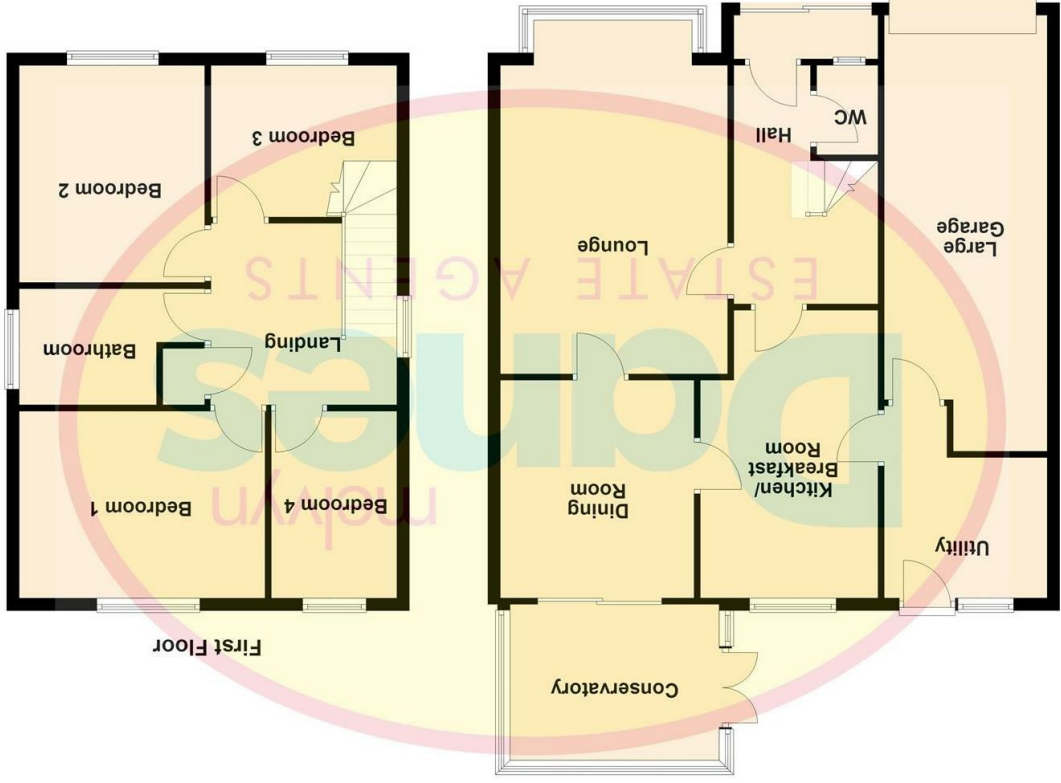
These particulars are for general guidance only and are based on information supplied and approved by the seller. Complete accuracy cannot be guaranteed and may be subject to errors and/or omissions. They do not constitute representations of fact or form part of any offer or contract. Any Prospective Purchaser should obtain verification of all legal and factual matters and information from their Solicitor, Licensed Conveyancer or Surveyors as appropriate. The agent has not sought to verify the legal title of the property and the buyers must obtain verification from their solicitor. Photographs are provided for illustrative purposes only and the items shown in these are not necessarily included in the sale, unless specifically stated. The agent has not tested any apparatus, equipment, fixtures, fittings or services mentioned and do not by these Particulars or otherwise verify or warrant that they are in working order.

Money Laundering Regulations: Under anti-money laundering legislation, we are obliged to confirm the identity of individuals and companies and the beneficial owners of organisations and trusts before accepting new instructions, and to review this from time to time. To avoid the need to request detailed identity information from vendors and intending purchasers, we may use approved external services which review publicly available information on companies and individuals. However, should those checks, for any reason, fail adequately to confirm identity, we may write to you to ask for identification evidence. If you do not provide satisfactory evidence or information within a reasonable time, we may have to stop acting for you and we would ask for your co-operation in order that there will be no delay in agreeing a sale. Any purchaser who has a provisional offer accepted via this company will be liable to pay a purchase administration fee of £25 inclusive of VAT to cover these checks.

REFERRAL FEES: We may refer you to recommended providers of ancillary services such as Conveyancing, Financial Services and Surveying. We may receive a commission payment fee or other benefit (known as a referral fee) for recommending their services. You are not under any obligation to use the services of the recommended provider.



Ground Floor



5 Selsdon Close Wythall Birmingham B47 6HP Council Tax Band: F

| Energy Efficiency Rating | |
|---|-------------|
| Very energy efficient - lower running costs | A (92 plus) |
| (81-91) | B |
| (69-80) | C |
| (55-68) | D |
| (39-54) | E |
| (21-38) | F |
| (1-20) | G |
| Not energy efficient - higher running costs | |
| EU Directive 2002/91/EC | |

Please note that all measurements and floor plans are approximate and quoted for general guidance only and whilst every attempt has been made to ensure accuracy, they must not be relied on and do not form part of any contract.