

Estates

Browne

B
E

SALES & LETTINGS



Brenchley Road

Orpington, BR5 2TD

A two double bedroom semi detached home



8 Brenchley Road

Guide Price £387,500

This well proportioned two double bedroom semi-detached home is set back from the road and benefits from a paved driveway providing off-street parking with side access to the rear garden.

On the ground floor there is a bright and spacious reception room to the front featuring a large window and central fireplace. To the rear, the 18'7 kitchen/breakfast room offers an extensive range of wall and base units, generous worktop space and room for a small dining table and door leading directly out to the garden.

Upstairs, the property benefits from two double bedrooms the main bedroom spanning the full width of the house. The second bedroom is also a comfortable double, ideal for guests, children, or a home office. A family bathroom completes the first floor. A built-in cupboard on the landing provides additional storage.

The rear garden is mainly laid to lawn with patio area and mature planting.

The property enjoys easy access to Chislehurst, Petts Wood and Orpington town centres and The Nugent Shopping Centre, offering a wide range of shops, high street retailers, cafes, restaurants and leisure facilities. There are excellent transport links close by, with regular bus services and mainline stations at Petts Wood, Chislehurst and St Mary Cray providing fast connections to London. There is also an array of parks and green spaces close by including Scadbury Park.

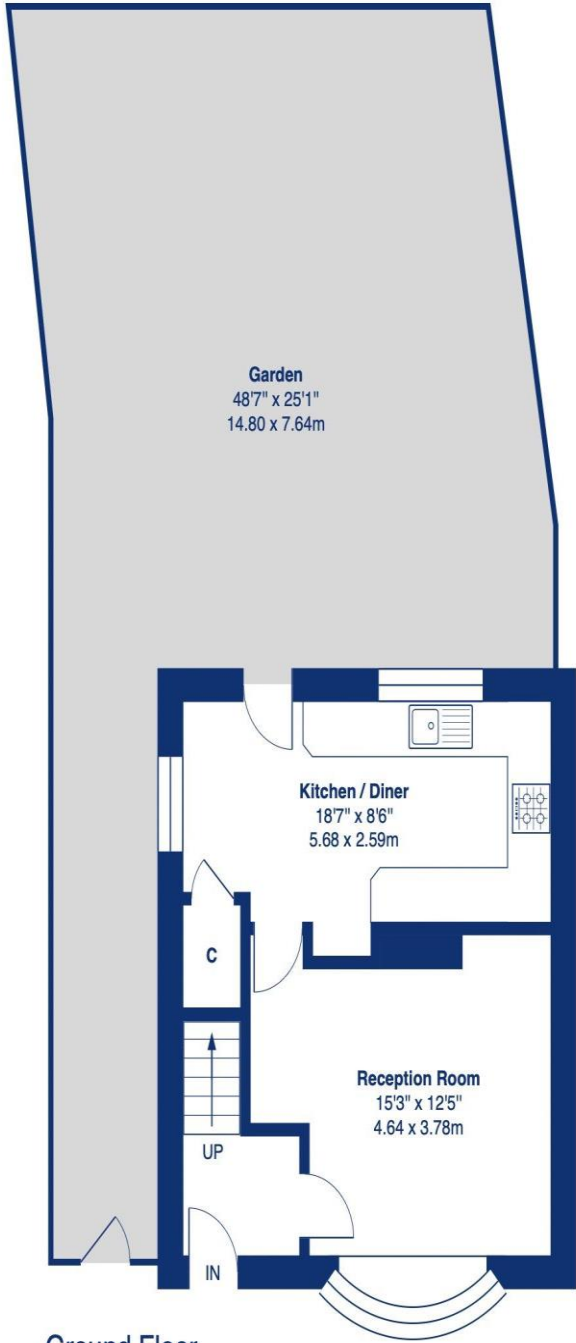
s

- 2 double bedrooms
- First floor bathroom
- Comfortable lounge
- Large 18ft kitchen/breakfast room
- Pretty rear garden

- Private driveway
- Convenient for local towns and shops
- Excellent transport links
- Close to good schools
- Close to local parks







Ground Floor


Brenchley Road, BR5
 Approximate Gross Internal Area:
 799 sq ft / 74.2 sq m



First Floor

This plan is for layout guidance only and not drawn to scale unless stated. Window and door openings are approximate.
 Whilst every care is taken in the preparation of this plan, we would advise interested parties to check all dimensions,
 shapes and compass bearings prior to making any decisions reliant upon them. No liability is accepted for any errors.
 By www.Prime Square Photography.com / Copyright 2026

Disclaimer

We have not tested any services, systems or appliances at this property. We strongly recommend that all the information which we provide is verified by yourselves on inspection, and by your Surveyor and Conveyancer.



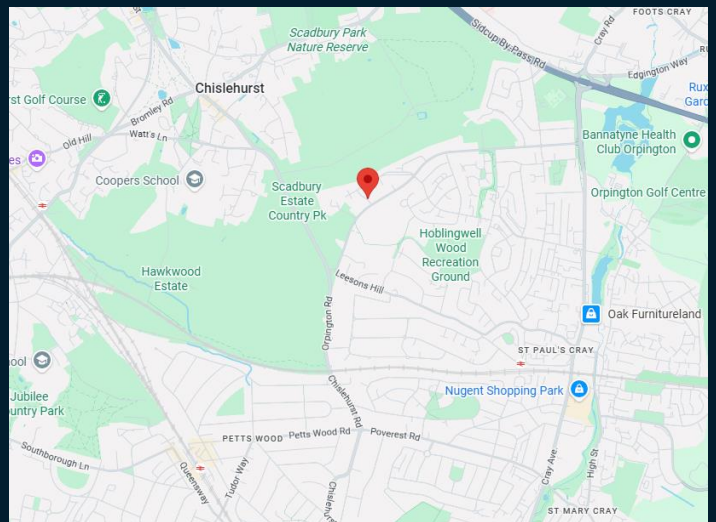
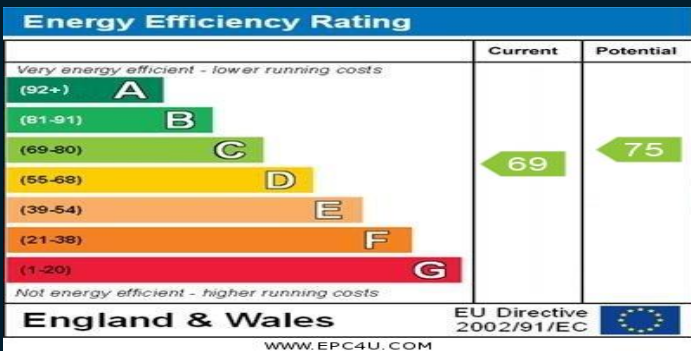
Additional Information

Council Tax Band: C

EPC Rating: C

Location: Orpington

Viewing: via Browne Estates



197 Widmore Road, Bromley, Kent BR1 2RG

Email: sales@browne-estates.co.uk

Tel: 020 8466 9101

www.browne-estates.co.uk