



36 Sickle Drive
Wellingborough, NN8 1WE



Simpson & Weekley

Located in the desirable area of Sickle Drive, Wellingborough, this stunning detached new build property offers a perfect blend of modern living and convenience. Spanning an impressive 947 square feet, the home features three well-proportioned bedrooms, with the main bedroom boasting its own ensuite shower room, providing a private sanctuary for relaxation.

The ground floor welcomes you with a spacious reception room, ideal for entertaining guests or enjoying family time. The modern kitchen is a highlight of the home, equipped with built-in appliances that cater to all your culinary needs. Additionally, a convenient downstairs toilet enhances the practicality of the living space.

This property is perfectly situated close to local schools, the train station, and the vibrant town centre, making it an excellent choice for families and commuters alike. For those with vehicles, the property offers parking for two cars, complete with an electric vehicle charger, ensuring you are well-equipped for the future.

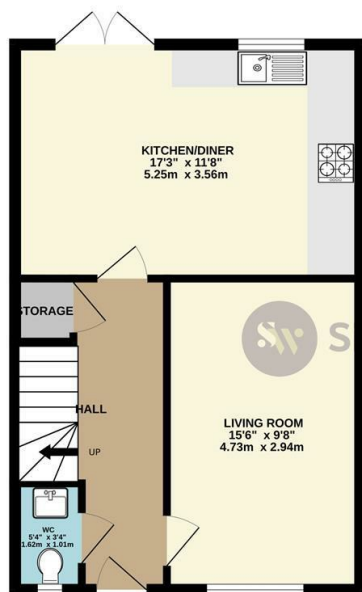
With its contemporary design and thoughtful layout, this detached house on Sickle Drive is an exceptional opportunity for anyone seeking a stylish and functional home in Wellingborough. Don't miss the chance to make this delightful property your own.



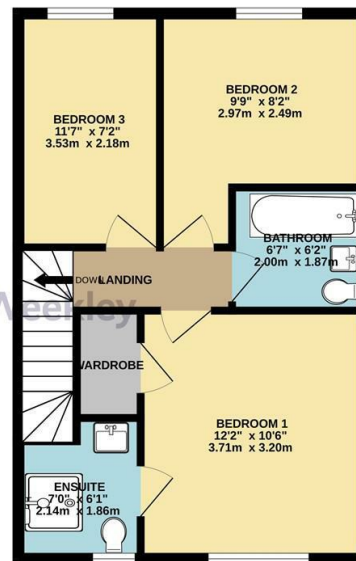
£1,550 Per Month



GROUND FLOOR
468 sq.ft. (43.4 sq.m.) approx.




1ST FLOOR
468 sq.ft. (43.4 sq.m.) approx.



TOTAL FLOOR AREA: 935 sq.ft. (86.9 sq.m.) approx.

Whilst every attempt has been made to ensure the accuracy of the floorplan contained here, measurements of doors, windows, rooms and any other items are approximate and no responsibility is taken for any error, omission or mis-statement. This plan is for illustrative purposes only and should be used as such by any prospective purchaser. The services, systems and appliances shown have not been tested and no guarantee as to their operability or efficiency can be given.
Made with Metropack C2026



When you buy with Simpson and Weekley, you know **you'll be in safe hands**. From the moment you walk through our doors, we'll make you **feel truly welcome**. Our sales consultants and financial advisors will take you through **every step of the process**, offering **free expert advice** along the way, from help choosing the right mortgage and insurance through to finding your conveyancer. And if you need help selling your home too, **with over 20 years of local experience, you can trust us to get you moving**.



**Simpson
& Weekley**

Making Every
Journey Personal



01933 224953

wb@simpsonandweekley.co.uk

<https://www.simpsonandweekley.co.uk/>

33 Sheep Street, Wellingborough, Northants, NN8 1BS