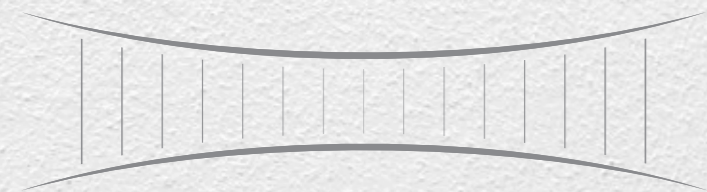


CRESCENT
HOUSE

COMPTON BASSETT | CALNE | WILTSHIRE



CRESCENT HOUSE

COMPTON BASSETT | CALNE | WILTSHIRE

Renowned international architect
and creator of world-famous landmarks,
Dr Ken Shuttleworth, offers his acclaimed,
award-winning modern country
residence for sale.



Crescent House redefines modern, rural living, offering a sleek, one-off masterpiece that stands in stark contrast to country cottages. It's verdant setting looks towards the Marlborough Downs, a peaceful Area of Outstanding Natural Beauty. This unique sanctuary is surrounded by five acres of manicured grounds, featuring tranquil ponds, meadows, and mature woodland.



SUMMARY OF ACCOMMODATION

Ground Floor: Entrance hall | Gallery | Open plan living room/dining/kitchen
Principal bedroom with dressing rooms and two en suite bathrooms
Three further double bedrooms with en suite bathrooms, including one wet room
Further single bedroom and adjacent cloakroom

First Floor: Two deck bedrooms and upper gallery

The Drum studio/office

Greenhouse | Substantial garden store

Manicured grounds, ponds, enclosed vegetable garden,
mature woodlands, and wildflower meadow

DISTANCES

Calne 2.5 miles, Marlborough 12 miles

Chippenham 9.5 miles (London Paddington from 63 minutes)

Swindon 18 miles (London Paddington from 47 minutes)

Bath 22 miles, M4 J16 15 miles

(All distances and times are approximate)

LOCATION

Crescent House is situated on the outskirts of Compton Bassett, a charming hamlet in the foothills of the Marlborough Downs, an Area of Outstanding Natural Beauty in the heart of Wiltshire, with views to the Cherhill White Horse.

Calne provides excellent day to day shopping whilst, to the east, the bustling market town of Marlborough provides an array of shops, restaurants, cafés and cultural amenities, while the surrounding countryside offers superb walking. The property is well placed for communication links with regular commuter trains running from nearby Chippenham and Swindon.

There are excellent schools in the area including St Mary's Calne, Dauntsey's and Marlborough College. There are also good primary and secondary schools in Calne.



"A brilliant curving embrace of glass and concrete that positively enhances as well as literally reflects its setting. A building that doesn't embody, but actually redefines where it is."

Kevin McCloud, *Grand Designs Handbook*

THE PROPERTY

The Crescent House embodies elegant minimalism. Its calm, sculptural form is deeply rooted in its setting, echoing Wiltshire's ancient sacred circles, and is shaped by natural light, seasonal change and a desire for a quiet sensory connection to the landscape. Crafted from white finished concrete and glass, the design is modest yet purposeful, with each space created precisely for its function.

Approached through a screen of trees and woodland boundary, the first glimpse is of a tall chimney rising along the streamlined white horizontal plane. The sweeping wall guides you towards a gravel court, building anticipation before the discreet entrance reveals itself. Stepping inside, the space opens dramatically into a double height curving gallery.

The house is defined by two contrasting crescents. To the northwest, a solid, gently curving convex wall contains the private rooms. These secluded spaces - bedrooms, bathrooms and dressing areas, offer a sense of intimacy and protection, illuminated softly from above and orientated towards the sky, the weather and the quiet rhythms of nature.

In contrast, the southeast crescent is entirely glazed. A concave sweep of glass embracing the garden. This is the Garden Room: a single, open volume where cooking, dining and living flow together. Flooded with natural light, it draws the landscape into the home and frames views of the sunlit garden throughout the day.



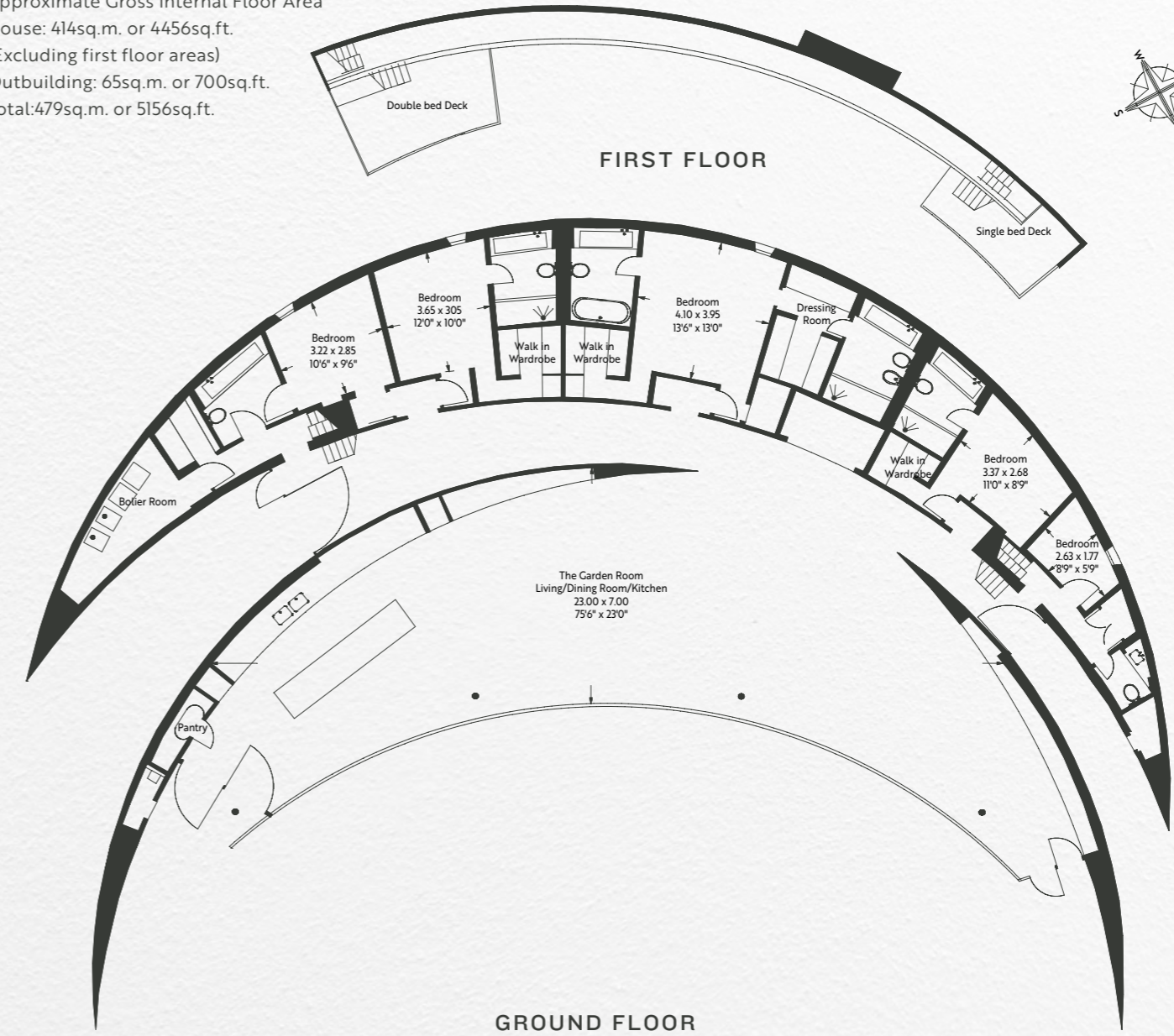
Between these two forms, the gallery acts as the home's spine. Its gentle curve narrows and expands as you move through it, culminating at a monumental fireplace, the heart of the house, before opening into the expansive Garden Room. Above, a high-level gallery offers storage and elevated views, lit by shimmering clerestory glazing.

The Crescent House balances serenity with drama, privacy with openness - an architectural response perfectly attuned to its setting.

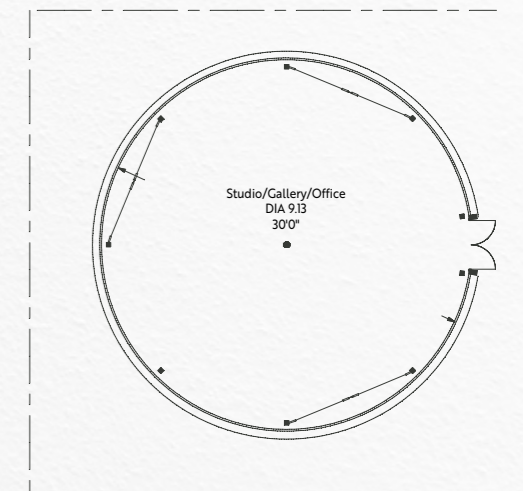


FLOOR PLANS

Approximate Gross Internal Floor Area
 House: 414sq.m. or 4456sq.ft.
 (Excluding first floor areas)
 Outbuilding: 65sq.m. or 700sq.ft.
 Total: 479sq.m. or 5156sq.ft.



This plan is for layout guidance only. Not drawn to scale unless stated. Windows and door openings are approximate. Whilst every care is taken in the preparation of this plan, please check all dimensions, shapes and compass bearings before making any decisions reliant upon them.





LANDSCAPE

The landscape has been crafted with a refined simplicity inspired by Wiltshire's rural heritage. A restrained palette of meadowland, pond, native trees and seasonal bulbs allows the natural scenery and the changing seasons to take centre stage.

At its core, a circle of maple trees encloses a wildflower hay meadow planted with species native to the county. A mown grass walk follows the curve, framing views of the Marlborough Downs, the Cherhill White Horse and the surrounding ancient landscape. Echoing the timeless geometry of Avebury and Stonehenge, this circular form unifies the orchard, meadow and other key garden spaces.

A contrasting straight woodland avenue runs parallel to the winter brook, where mature evergreens cut cleanly across the circular motif, adding architectural tension and structure.

Thoughtfully positioned, the Crescent House fully embraces its natural setting.



ENERGY

The house is designed with strong environmental sensitivity. Its concrete structure with masonry infill delivers high thermal mass, storing heat and slowing temperature changes. Wrapped in 100mm of CFC free wall insulation and 200mm to the roof, the building achieves excellent insulation, lowering heating demand, CO₂ emissions and maintaining summer and winter comfort.

The orientation maximises daylight, passive solar gain and enjoyment of the sun without overheating. Morning light quickly warms the house, while the solid and translucent façades temper the strongest afternoon sun. The home benefits from full natural cross ventilation and abundant daylight, with the chimney functioning as a passive stack to enhance summer airflow.

PROPERTY INFORMATION

EPC band: C

Local Authority: Wiltshire Council

Council Tax: band G

Services: Mains electricity, gas and water.
Pumped mains drainage.
Gas heating.

Postcode: SN11 8RA

What3words: ///harmonica.remainer.pure

Tenure: Freehold

Viewing: Viewing by prior appointment only with the Agents.

Architect: Dr Ken Shuttleworth
DipArch (Dist), ARB, RIBA, HonDDes (DMU), HonDDes (UEL), HonDLit (UoN), HonDSc (UoW), Hon FRIAS

Partner at Foster and Partners for 30 years
and CEO of Make Architects for 20 years

2000 Winner; RIBA Award for Architecture 2000
Winner; Award for Excellence in Concrete for
Outstanding New Structures 2000
Winner; Manser/Moet Chandon, Planahome Best
One-off House of Year Award

1999 Finalist for Royal Fine Arts Commission Building of
Year Award 1999
Finalist for FX International Interior Design Awards
Best Residence category
Finalist for Steven Lawrence Award 2000

1. Particulars: These particulars are not an offer or contract, nor part of one. You should not rely on statements given by Knight Frank in the particulars, by word of mouth or in writing ("information") as being factually accurate about the property, its condition or its value. Neither Knight Frank nor any joint agent has any authority to make any representations about the property, and accordingly any information given is entirely without responsibility on the part of Knight Frank. 2. Material Information: Please note that the material information is provided to Knight Frank by third parties and is provided here as a guide only. While Knight Frank has taken steps to verify this information, we advise you to confirm the details of any such material information prior to any offer being submitted. If we are informed of changes to this information by the seller or another third party, we will use reasonable endeavours to update this as soon as practical. 3. Photos, Videos etc: The photographs, property videos and virtual viewings etc. show only certain parts of the property as they appeared at the time they were taken. Areas, measurements and distances given are approximate only. 4. Regulations etc: Any reference to alterations to, or use of, any part of the property does not mean that any necessary planning, building regulations or other consent has been obtained. A buyer must find out by inspection or in other ways that these matters have been properly dealt with and that all information is correct. 5. Fixtures and fittings: A list of the fitted carpets, curtains, light fittings and other items fixed to the property which are included in the sale (or may be available by separate negotiation) will be provided by the Seller's Solicitors. 6. VAT: The VAT position relating to the property may change without notice. 7. To find out how we process Personal Data, please refer to our Group Privacy Statement and other notices at <https://www.knightfrank.com/legals/privacy-statement>.

Particulars dated April 2026. Photographs and videos dated 2025. Reference: MRP/HNC012571730. All information is correct at the time of going to print. Knight Frank is the trading name of Knight Frank LLP. Knight Frank LLP is a limited liability partnership registered in England and Wales with registered number OC305934. Our registered office is at 55 Baker Street, London W1U 8AN. We use the term 'partner' to refer to a member of Knight Frank LLP, or an employee or consultant. A list of members names of Knight Frank LLP may be inspected at our registered office. If you do not want us to contact you further about our services then please contact us by either calling 020 3544 0692, email to marketing.help@knightfrank.com or post to our UK Residential Marketing Manager at our registered office (above) providing your name and address. Brochure by wordperfectprint.com





Contact

Mark Potter

01488 688 530

mark.potter@knightfrank.com

Knight Frank Hungerford

Ramsbury House, 22 High Street

Hungerford RG17 0NF