



\* Guide Price £165,000 - £175,000 \*  
A well presented first floor flat with a long lease, offering modern open plan living, allocated parking and a convenient location close to excellent transport links and amenities. This property is ideal for first-time buyers, investors or those looking to downsize.

- First Floor Flat with No Onward Chain
- Large Double Bedroom with Built-in Wardrobes
- One Allocated Off-Street Parking Space
- Double Glazing and Electric Heating
- Excellent Transport Links including Prittlewell Train Station
- Open Plan Kitchen/Living Room
- Three Piece Bathroom
- Communal Grounds
- Long 106 Year Lease
- Close to Amenities and Parks

## Kenway

Southend-on-Sea

**£165,000**

Price Guide



# Kenway



The property welcomes you with an entrance hall that provides access to all rooms. The main living space is a bright and spacious open plan kitchen/living room, offering a modern and sociable layout with ample room for both relaxing and dining. The kitchen is well appointed with good storage and workspace. The flat also benefits from a large double bedroom complete with built-in wardrobes, providing excellent storage solutions. A well presented three piece bathroom suite completes the accommodation. Externally, the property enjoys access to communal grounds and benefits from one allocated off-street parking space. Additional features include double glazing and electric heating throughout.

Situated in Vantage Court on Kenway in Southend-on-Sea, the property is within minutes of Prittlewell Railway Station, offering direct rail links into London. The location also provides easy access to bus routes and the A127. Nearby amenities include Priory Park, the city centre for shops and eateries, Southend University Hospital and London Southend Airport, making this a well connected and convenient place to live.

## One Bedroom First Floor Flat

### Entrance Hall

8'4 x 7'4

### Kitchen/Living Room

21'4 x 11'9

### Bedroom

17'3 x 10'6

### Three Piece Bathroom


6'8 x 5'5

### One Allocated Off-Street Parking Space

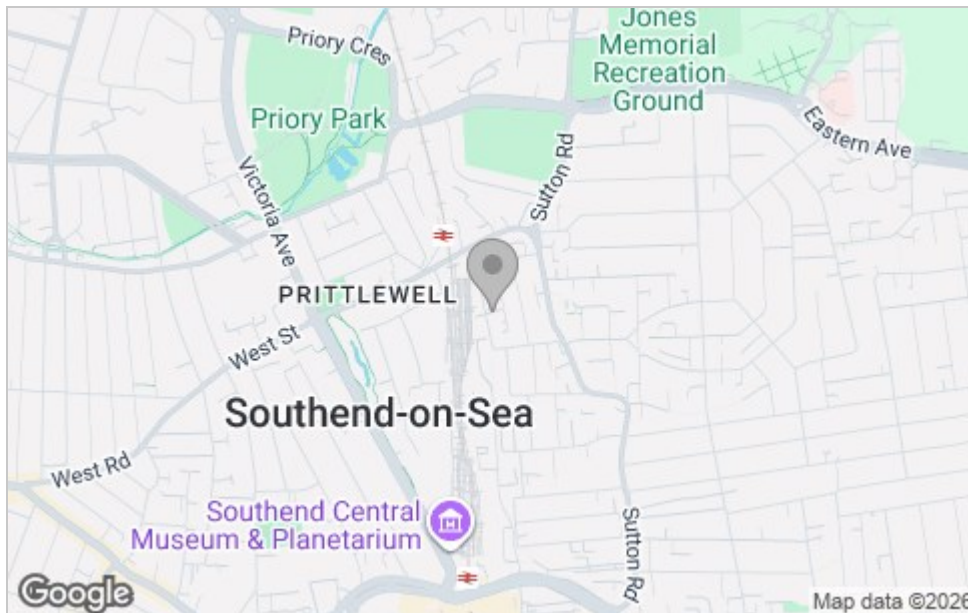
### Communal Grounds



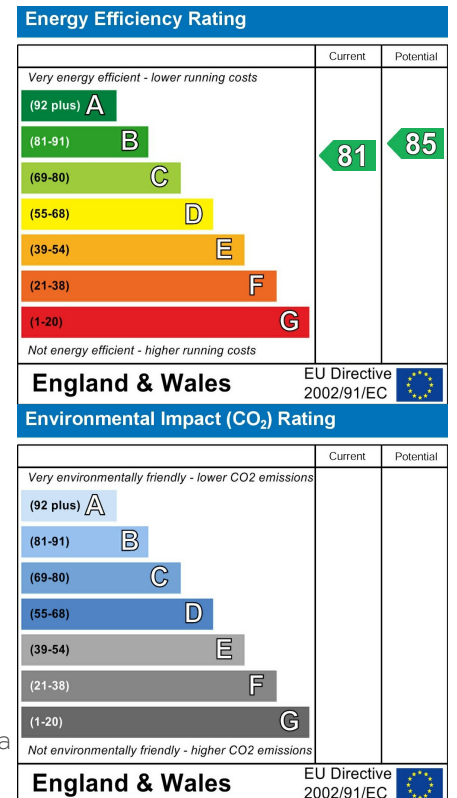
## Floor Plan



## Area Map



## Energy Efficiency Graph



## Viewing

Please contact our Southend-on-Sea Office on 01702 811211 if you wish to arrange a viewing appointment for this property or require further information.

These particulars, whilst believed to be accurate are set out as a general outline only for guidance and do not constitute any part of an offer or contract. Intending purchasers should not rely on them as statements of representation of fact, but must satisfy themselves by inspection or otherwise as to their accuracy. No person in this firm's employment has the authority to make or give any representation or warranty in respect of the property.

204 Woodgrange Drive, Southend-on-Sea, Essex, SS1 2SJ

Office: 01702 811211 [info@bearestateagents.co.uk](mailto:info@bearestateagents.co.uk) <https://www.bearestateagents.co.uk>