



Drum Mead, Petersfield

Price Guide £300,000



Williams of Petersfield

INDEPENDENT ESTATE AGENTS

Drum Mead, Petersfield

A delightful two-bedroom home situated in Drum Mead, ideally positioned for easy access to the A3 and just a short walk from the mainline train station.

The entrance hall provides practical space for coats and shoes and leads into a bright, spacious open-plan living area, seamlessly incorporating both lounge and dining spaces. The well-designed kitchen is fitted with ample worktop space, and has direct access to the private rear garden.

Both bedrooms are generous double rooms, with the principal bedroom benefiting from extensive built-in wardrobe storage. The family bathroom is well-appointed and features a corner bath.

Externally, the garden offers a low-maintenance retreat with a patio area perfect for entertaining, complemented by a gravel section for easy upkeep. A rear shed provides additional storage.

The property further benefits from an allocated parking space.

EPC - D
Tax Band - C



Location

Petersfield is a market town and civil parish in the East Hampshire district of Hampshire. It is 17 miles north of Portsmouth on the A3 road. The town has its own railway station on the Portsmouth direct line, the mainline rail link- connecting Portsmouth and London (Waterloo). The town is situated on the northern slopes of the South Downs. Petersfield lies wholly within an area of outstanding natural beauty and within the boundary of the South Downs National Park. The town is on the crossroads of the well-used north-south (A3) and east-west (A272) routes and it originally grew as a coach stop on the Portsmouth to London route. Petersfield is twinned with Barentin in France and Warendorf in Germany. Petersfield is a popular location for families, due to the choices of schools available, including; Churchers College, The Petersfield School (TPS) Herne Junior school and a number of infant schools and playgroups nearby. The town centre offers a good selection of shops and facilities, including Waitrose, Tesco and Lidl supermarkets and a mixture of High street brands and local independent businesses. Being within the South Downs National Park there are a plethora of country walks and cycle paths and the jewel in the Town's crown is the Heath & Lake.

Local authority


East Hampshire District Council
Penns Place, Petersfield
Hampshire, GU31 4EX


Additional Information

All main services

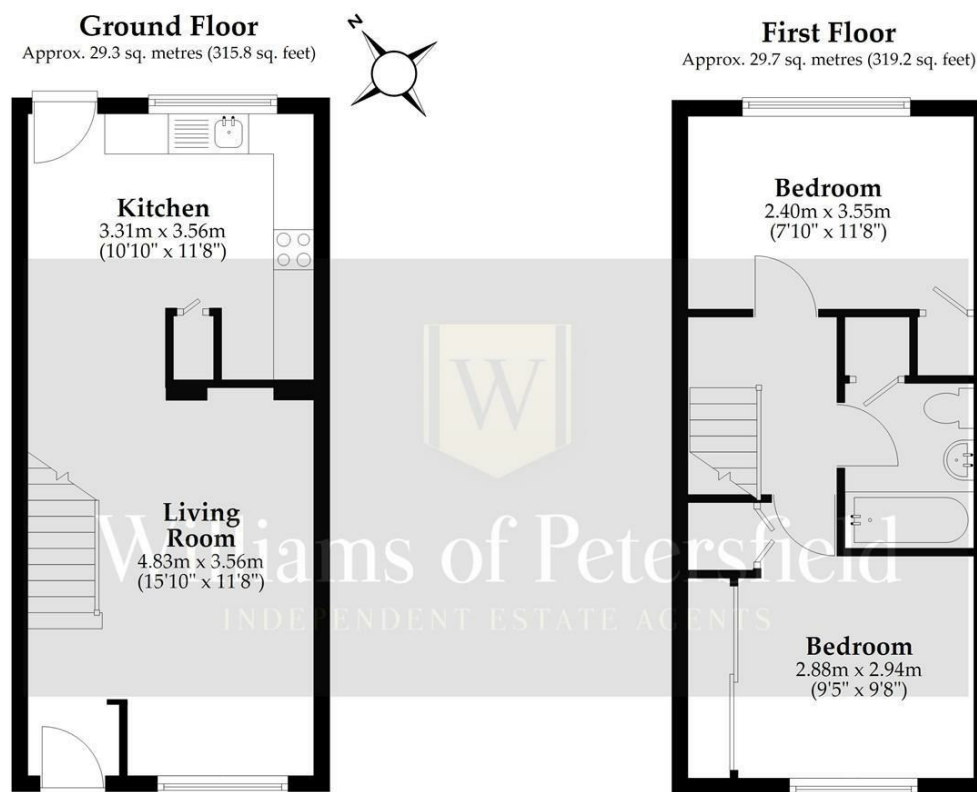
Tenure

Freehold

Energy Efficiency Rating		Current	Potential
<i>Very energy efficient - lower running costs</i>			
(92 plus) A			90
(81-91) B			
(69-80) C			
(55-68) D		68	
(39-54) E			
(21-38) F			
(1-20) G			
<i>Not energy efficient - higher running costs</i>			
England & Wales		EU Directive 2002/91/EC	



IMPORTANT NOTICE: Williams of Petersfield and its clients give notice that: they have no authority to make or give any representations or warranties in relation to the property. These particulars do not form any part of any offer or contract and must not be relied upon as statements or representations of fact. Any areas, measurements or distances are approximate. The text, photographs and plans are for guidance only and are not necessarily comprehensive. It should not be assumed that the property has all necessary planning, Building Regulation or other consents and Williams of Petersfield have not tested any services, equipment or facilities. Purchasers must satisfy themselves by inspection or otherwise.



Total area: approx. 59.0 sq. metres (635.0 sq. feet)

This plan has been produced by E Property Marketing for illustrative purposes only and should be used as such by any prospective purchaser. Whilst every effort has been made to ensure the accuracy of this plan, measurements of doors, windows, rooms, and other items are approximate. No responsibility is taken for any error, omission, or misstatement.

Williams of Petersfield

6 - 8 College Street, Petersfield, Hampshire, GU31 4AD

01730 233333 sales@williamsopetersfield.co.uk www.williamsopetersfield.co.uk

The Property Misdescriptions Act 1991: The Agent has not tested any apparatus, equipment, fixtures and fittings or services and so cannot verify that they are in working order or fit for the purpose. A buyer is advised to obtain verification from their solicitor or surveyor. References to the tenure of a property are based upon information supplied by the seller. The agent has not had sight of the title documents. A buyer is advised to obtain verification from their solicitor. Items shown in photographs are NOT included unless specifically mentioned within the sales particulars. They may however be available by separate negotiation. Buyers must check the availability of any property and make an appointment to view before embarking on any journey to see a property.