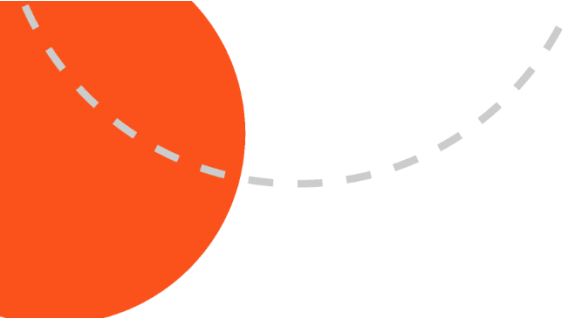




Church Road, Hadleigh, Benfleet, Essex, SS7 2DW


2 bedroom semi-detached bungalow flat / £295,000 / t. 01702 555888



Offered with no onward chain in this popular turning is this good size **two bedroom** semi-detached bungalow needing general modernisation throughout. Accommodation includes good size lounge, kitchen, wet room and generous size bedrooms together with a rear garden measuring approximately 75ft in depth and off street parking to front.

Perfectly located a stone's throw from Hadleigh Town Centre, residents can enjoy a wide range of shops, supermarkets, cafés and local amenities. The highly regarded Hadleigh Infant and Junior Schools are also nearby, making the area particularly desirable. In addition, Hadleigh Castle, Country Park, John Burrows Playing Fields, and surrounding woodland provide excellent opportunities for outdoor leisure and scenic walks.

Find us on



GROUND FLOOR



**A space to
call home.**



Highlights

- \ Two Bedroom Semi Detached Bungalow
- \ No Onward Chain
- \ Rear Garden Measuring Approx. 75ft
- \ Off Street Parking
- \ Gas Central Heating Via Combination Boiler
- \ Good Size Accommodation
- \ Stones Throw From Hadleigh Town
- \ Hadleigh Infant/Junior School Catchments
- \ Close To Hadleigh Castle & Local Parks
- \ Transport Link Within Easy Reach
- \ Excellent Potential
- \ Council Tax Band – C
- \ EPC Rating - TBC



**Hallway **

Fitted carpet, power points, radiator, loft access hatch, thermostat control, electric meter and consumer units.

**Lounge 15'6 x 11'5 **

Fitted carpet, power points, radiator, window to side elevation, electric feature fireplace, storage cupboard housing Vaillant combination boiler.

**Kitchen 9'8 x 8'8 **

Laminate flooring, half tiled to walls, smooth plastered walls and ceiling, power points, roll edge worktops with drawers beneath and cupboards above, space for a cooker, space for washing machine, double glazed window to rear, door to rear.

**Bedroom One 12' x 11'8 Into Bay **

Fitted carpet, radiator, power points, double glazed bay window to front elevation, TV and internet phone points.

**Bedroom Two 11'9 x 10' **

Fitted carpets, power points, radiator, double glazed window to side elevation, TV point.

**Wet Room 9'1 x 5'6 **

Fully tiled to all walls, power point, extractor, wash hand basin with hot and cold taps, push button WC, shower, obscure window to rear, radiator.

**Rear Garden **

Good size rear garden measuring approximately 75ft in depth. Commencing with hardstanding whilst the remainder is laid to established lawn, central pathway, fencing to borders, outside tap, side access to front.

**Front Garden **

Block paved driveway providing off street parking.






PLEASE NOTE:-

We recommend our customers use our panel of Conveyancers/Solicitors. It is your decision whether you choose to deal with our recommendation, and you are under no obligation to do so. You should know that we may receive a referral fee of £150 to £200 per transaction from them.

Should you arrange a Mortgage through our recommended mortgage advisor, again of which there is no obligation we will receive a commission fee. The amount of commission will depend on the size of the loan and any associated products that you decide to take.

Digital Markets, Competition and Consumers Act 2024.

These details are for guidance only, complete accuracy cannot be guaranteed. For any points which are of particular importance, verification should be obtained. They do not constitute a contract or part of a contract. All measurements are approximate. No guarantee can be given concerning planning permissions or fitness for purpose. No apparatus, equipment, fixture or fitting has been tested. Items shown in photographs are NOT necessarily included. Interested Parties are advised to check availability and make an appointment to view before travelling to see a property.



at the heart of property.

Our professional and personal approach to property isn't just limited to residential sales. With a thriving commercial team, a dedicated mortgages expert and the longest established lettings and management department in Hadleigh and Hockley, we offer clients an exceptional experience, no matter what service they need.

Hadleigh Office: 319 London Road, Essex SS7 2BN **t:** 01702 555 888 **e:** hadleigh@amosstates.com

Hockley Office: 1A Spa Road, Hockley, Essex, SS5 4AZ **t:** 01702 207 720 **e:** hockley@amosstates.com

amosstates.com