



**Sandringham Manor, Apartment 11 The  
Grange, Mansfield, Nottinghamshire, NG18  
4BA**

**New Build £268,995**

**Tel: 01623 626990**

 **RICHARD  
WATKINSON  
PARTNERS**

Surveyors, Estate Agents, Valuers, Auctioneers

- Exceptional New Homes Development
- Striking Contemporary Design
- Integrated Appliances Included
- Two Double Bedrooms / One Parking Space
- Balcony to Rear Elevation
- 57 Bungalows & 15 Apartments
- Carpets & LVT Flooring Included
- First Floor Apartment 11: 785 Sq Ft
- Open Plan Living/Dining/Kitchen
- Walking Distance to Excellent Facilities

A superb development of 15 one and two bedroom apartments for the over 55's with a lift. The apartments form part of The Grange development of 57 bungalows and 15 apartments of striking contemporary design, situated in a desirable suburban location off Sandhurst Avenue within walking distance to excellent facilities.

Apartment 11: 785 sq ft. A first floor apartment comprising an entrance hall, airing cupboard, open plan living/dining/kitchen with access to a balcony to the rear elevation, two double bedrooms and a shower room.

The property comes with carpets and LVT flooring, fitted wardrobes to bedroom one, integrated appliances to include an oven, hob, extractor hood, dishwasher, fridge/freezer and a washer/dryer, electric storage heaters, UPVC double glazing and a 10-year Premier Guarantee Warranty. No pets allowed.

Externally, there is a balcony to the rear elevation, communal gardens and one allocated parking space.

The property has a 999 year lease. Service charge for maintenance and upkeep to the internal and external communal areas are paid to the managing agent: Block Property Solutions of approximately £1,545 per annum plus an additional estate charge of approximately £191 per annum. Peppercorn ground rent.

This is an extremely rare opportunity to acquire a brand new apartment ideally suited to downsizers, couples or single occupiers looking for modern, low maintenance living.

A COMMUNAL FRONT ENTRANCE DOOR PROVIDES ACCESS THROUGH TO THE:

### **COMMUNAL ENTRANCE HALL**

24'8" x 7'11" (7.52m x 2.41m)

With stairs and lift access to the first floor. Automatic lighting.

### **COMMUNAL INNER HALLWAY**

7'5"2" x 6'0" (22.91m x 1.83m)

With automatic lighting.

### **APARTMENT 11 (FIRST FLOOR)**

### **ENTRANCE HALL**

13'1" x 6'4" max (3.99m x 1.93m max)

With electric storage heater and LVT flooring.

### **AIRING CUPBOARD**

7'6" x 2'5" (2.29m x 0.74m)

With Stiebel Eltron hot water cylinder. Light point.

### **OPEN PLAN LIVING/DINING/KITCHEN**

21'3" x 15'7" (6.48m x 4.75m)

Having modern wall cupboards, base units and drawers complemented by quartz work surfaces and matching upstands. Under mount 1 1/2 bowl stainless steel sink with drainer and mixer tap/boiling hot tap. Integrated Bosch single electric oven, four ring induction hob and extractor hood above. Integrated fridge/freezer and integrated dishwasher. Four ceiling spotlights, LVT flooring, electric storage heater, television point, telephone point and double glazed sliding patio doors to the rear elevation leading out onto the:

### **BALCONY**

15'0" x 4'1" (4.57m x 1.24m)

With decked floor and pleasant open rear views over adjacent fields.

### **BEDROOM 1**

14'4" x 11'3" (4.37m x 3.43m)

Having fitted wardrobes with double hanging rails and shelving. Electric storage heater and two floor-to-ceiling double glazed windows to the front elevation.

### **BEDROOM 2**

14'6" x 9'1" (4.42m x 2.77m)

A second double bedroom with electric storage heater and double glazed window to the rear elevation.

### **SHOWER ROOM**

7'11" x 6'4" (2.41m x 1.93m)

Having a modern three piece white suite comprising a large tiled shower enclosure with rainfall shower plus additional shower attachment. Vanity unit with inset wash hand basin with swan-neck mixer tap and storage cupboard beneath. Low flush WC with enclosed cistern. Part tiled walls, shaver point, electric heated towel rail, three ceiling spotlights, extractor fan and LVT flooring.

### **NB**

Internal images are from apartment 2 to show a similar two bedroom apartment.

### **VIEWING DETAILS**

Strictly by appointment with the selling agents. For out of office hours please call Alistair Smith, Director at Richard Watkinson and Partners on 07817-283-521.

### **TENURE DETAILS**

The property is leasehold with vacant possession upon completion. 999 year lease. Service charge for maintenance and upkeep to the internal and external communal areas are paid to the managing agent: Block Property Solutions of approximately £1,545 per annum plus an additional estate charge of approximately £191 per annum. Peppercorn ground rent. No pets allowed.

### **SERVICES DETAILS**


All mains services are connected.

### **MORTGAGE ADVICE**

Mortgage advice is available through our independent mortgage advisor. Please contact the selling agent for further information. Your home is at risk if you do not keep up with repayments on a mortgage or other loan secured on it.

### **FIXTURES & FITTINGS**

Any fixtures and fittings not mentioned in these details are excluded from the sale price. No services or appliances which may have been included in these details have been tested and therefore cannot be guaranteed to be in good working order.




















# First Floor Plans

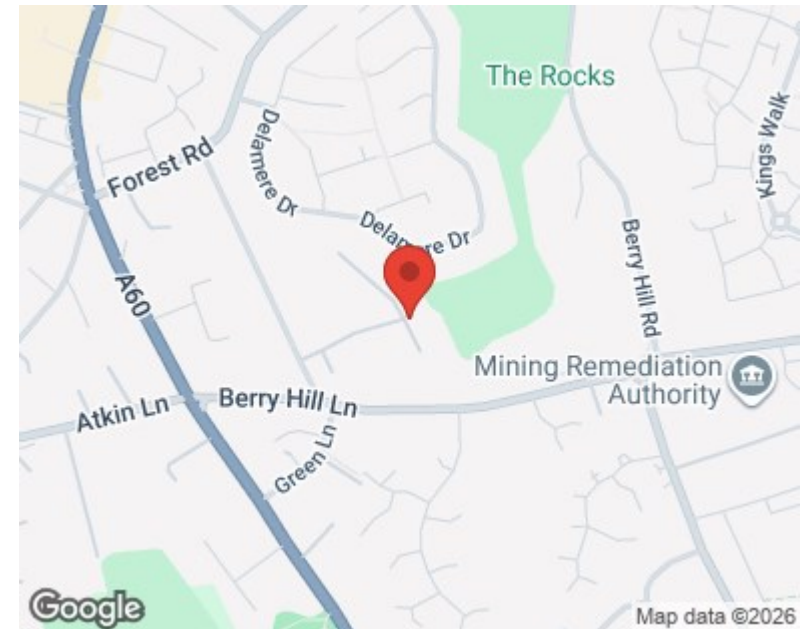
- Apartment 9 - 52.7m<sup>2</sup> (567ft<sup>2</sup>)
- Apartment 10 - 74.7m<sup>2</sup> (803ft<sup>2</sup>)
- Apartment 11 - 73m<sup>2</sup> (785ft<sup>2</sup>)
- Apartment 12 - 75.7m<sup>2</sup> (814ft<sup>2</sup>)
- Apartment 14 - 67.8m<sup>2</sup> (729ft<sup>2</sup>)
- Apartment 15 - 55.9m<sup>2</sup> (601ft<sup>2</sup>)
- Apartment 16 - 62m<sup>2</sup> (667ft<sup>2</sup>)





Energy Efficiency Rating		
	Current	Potential
Very energy efficient - lower running costs		
(92 plus) <b>A</b>		
(81-91) <b>B</b>		
(69-80) <b>C</b>		
(55-68) <b>D</b>		
(39-54) <b>E</b>		
(21-38) <b>F</b>		
(1-20) <b>G</b>		
Not energy efficient - higher running costs		
<b>England &amp; Wales</b>	EU Directive 2002/91/EC	

Environmental Impact (CO <sub>2</sub> ) Rating		
	Current	Potential
Very environmentally friendly - lower CO <sub>2</sub> emissions		
(92 plus) <b>A</b>		
(81-91) <b>B</b>		
(69-80) <b>C</b>		
(55-68) <b>D</b>		
(39-54) <b>E</b>		
(21-38) <b>F</b>		
(1-20) <b>G</b>		
Not environmentally friendly - higher CO <sub>2</sub> emissions		
<b>England &amp; Wales</b>	EU Directive 2002/91/EC	



*These particulars, whilst believed to be accurate are set out as a general outline only for guidance and do not constitute any part of an offer or contract. Intending purchasers should not rely on them as statements of representation of fact, but must satisfy themselves by inspection or otherwise as to their accuracy. No person in this firm's employment has the authority to make or give any representation or warranty in respect of the property. Any fixtures and fittings not mentioned in these details are excluded from the sale price. No services or appliances which may have been included in these details have been tested by the selling agent and therefore cannot be guaranteed to be in good working order.*

*As part of the service we offer we may recommend ancillary services to you such as mortgage advice, solicitors and surveyors which we believe will help with your property transaction. We wish to make you aware that should you decide to proceed we may receive a referral fee or equivalent. This could be a fee, commission, payment or other reward. We will not refer your details unless you have provided consent for us to do so. You are not under any obligation to provide us with your consent or to use any of these services. You are also free to choose an alternative provider.*

Thinking of selling? For a FREE no obligation quotation call 01623 626990



Richard Watkinson & Partners is the trading name of Richard Watkinson Ltd.  
Registered in England. Ltd Registration number: 07140024

1 Albert Street,  
Mansfield NG18 1EA  
Tel: 01623 626990  
Email: mansfield@richardwatkinson.co.uk



Surveyors, Estate Agents, Valuers, Auctioneers