



Glen Lee Lane, Keighley, BD21 5QY

Asking Price £199,950


- CHARMING MID-TERRACED COTTAGE
- AMPLE OFF-ROAD PARKING
- USEFUL STONE OUTBUILDINGS
- SPACIOUS THROUGHOUT
- SOUGHT-AFTER LOCATION NEAR OPEN COUNTRYSIDE
- TWO DOUBLE BEDROOMS
- EXTENSIVE MATURE GARDENS
- TRADITIONAL FEATURES
- PART OF AN EXCLUSIVE DEVELOPMENT OF JUST FOUR PROPERTIES

Glen Lee Lane, Keighley BD21 5QY

This exceptional two double bedroom stone cottage is tucked away within an exclusive courtyard development of just four homes on the highly sought-after Glen Lee Lane. Beautifully combining centuries of character with sympathetic modern improvements, the property offers surprisingly spacious accommodation, ample parking and extensive gardens.



Council Tax Band: C



PROPERTY DETAILS

Believed to date back to the 1700s, this exceptional two double bedroom stone cottage is tucked away within an exclusive courtyard development of just four homes on the highly sought-after Glen Lee Lane. Beautifully combining centuries of character with sympathetic modern improvements, the property offers surprisingly spacious accommodation, a stunning boutique-style bathroom, generous private parking, useful stone outbuildings with workshop potential (subject to the necessary planning permissions) and perhaps most impressively, extensive mature gardens that provide an idyllic wildlife haven. Lovingly updated by the current owners, including the installation of a brand-new roof, this is a truly special home where every improvement has been made with respect for its rich heritage.

From the moment you arrive, it becomes clear that this is no ordinary cottage. A generous gravelled driveway provides ample private parking, while the handsome stone façade hints at the warmth and character waiting beyond.

Stepping through the front door, the welcoming conservatory immediately sets the tone for the home beyond. Flooded with natural light and enjoying peaceful views across the gardens, whether enjoyed as a peaceful reading room, breakfast space or simply somewhere to watch the changing seasons, it creates a wonderful first impression.

The farmhouse kitchen has been sympathetically designed to complement the home's heritage, featuring solid oak cabinetry, timber worktops, exposed ceiling beams and a magnificent original stone inglenook, creating a space that feels both practical and timeless. Every finish has been carefully chosen to preserve the cottage's authentic character while providing everything expected of modern living.

Beyond, the spacious lounge is the true heart of the home. Exposed beams stretch across the ceiling, stone flagged flooring adds warmth and texture beneath your feet and the impressive stone fireplace with its multi-fuel stove provides a striking focal point. It's an inviting room, equally suited to cosy winter evenings by the fire as it is to entertaining family and friends.

A beautifully preserved staircase, retaining the last of the original leaded feature windows set within deep stone surrounds, leads to the first floor where the sense of history continues.

The accommodation upstairs is surprisingly spacious. Both bedrooms are generous doubles with vaulted ceilings, exposed beams and pleasant leafy outlooks, creating peaceful retreats that retain all the charm of the original cottage. The second bedroom is particularly impressive in scale and could comfortably serve as a substantial guest room, children's room, creative studio or home office should additional flexibility be required.

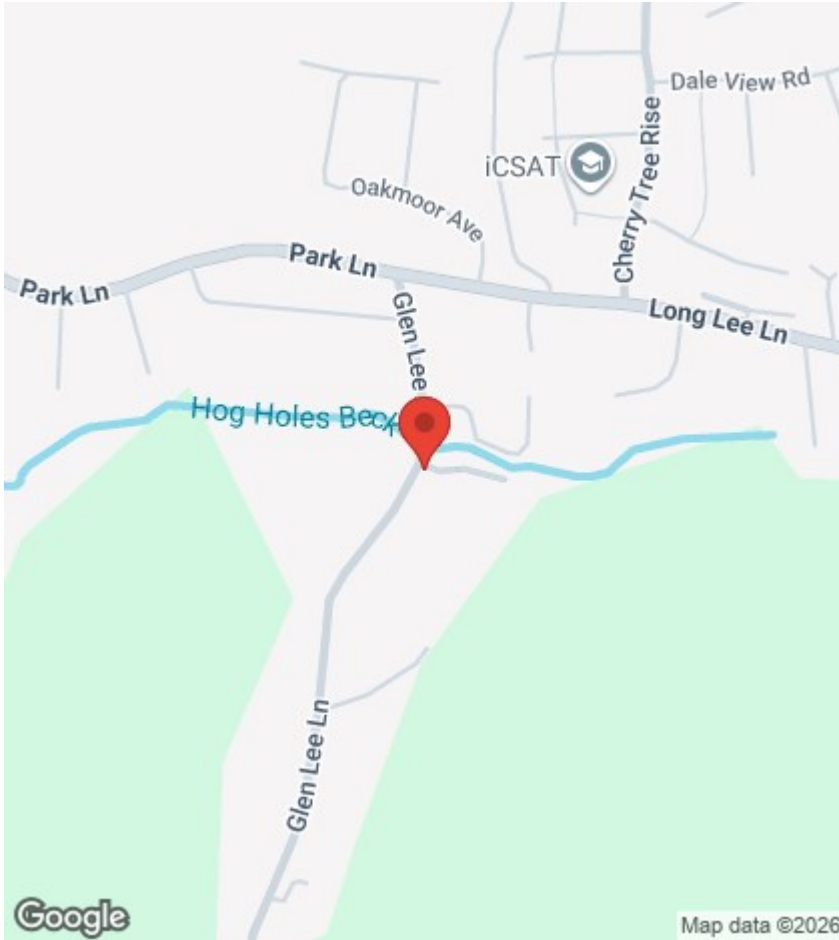
The bathroom is undoubtedly one of the home's standout features. Beautifully redesigned by the current owners, it perfectly balances vintage elegance with contemporary luxury. Rich heritage tones, handcrafted-style tiling and carefully curated fittings create a boutique hotel atmosphere, whilst the magnificent freestanding roll-top bath takes centre stage. A separate walk-in shower, traditional pedestal wash basin and quality fixtures complete a room that feels indulgent, characterful and entirely in keeping with the age of the property.

Outside, the gardens are every bit as impressive as the cottage itself. Surprisingly generous in size, they have been thoughtfully designed to work with nature, creating a wonderfully private retreat filled with mature trees, established shrubs, berry bushes and fruit trees that provide year-round colour and interest. Carefully selected planting keeps maintenance to a minimum while allowing the garden to flourish naturally.

The gardens are a haven for wildlife, regularly welcoming hedgehogs, owls, deer and a variety of birds and pollinators, creating a peaceful setting that feels like an extension of the surrounding countryside. Multiple seating areas provide the perfect spots for morning coffee, alfresco dining or simply relaxing amongst the birdsong.

Glen Lee Lane enjoys an enviable position on the edge of Keighley, where countryside walks begin almost from the doorstep whilst everyday amenities remain just a short drive away. The renowned St Ives Estate is nearby, offering hundreds of acres of woodland, parkland, walking trails and open green space to explore throughout the year. Keighley itself provides excellent shopping facilities, cafés, restaurants, well-regarded schools and leisure amenities, together with rail links connecting directly to Leeds, Bradford and beyond. The surrounding villages of Haworth, Oakworth and the Aire Valley are all within easy reach, making this an ideal location for those seeking a quieter pace of life without sacrificing convenience.

Offering a rare combination of history, character, nature and accessibility, this remarkable cottage presents an opportunity to own not simply a beautiful home, but a truly exceptional lifestyle.



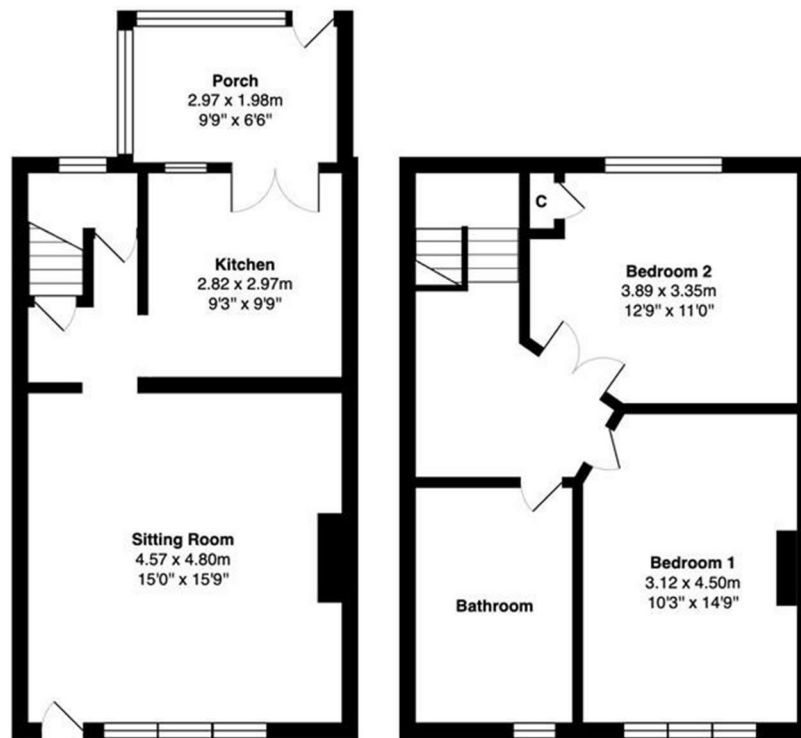
Viewings

Viewings by arrangement only. Call 01535 655212 to make an appointment.

EPC Rating:

D

Energy Efficiency Rating		Current	Potential
Very energy efficient - lower running costs			
(92 plus) A			
(81-91) B			87
(69-80) C			
(55-68) D		68	
(39-54) E			
(21-38) F			
(1-20) G			
Not energy efficient - higher running costs			
England & Wales		EU Directive 2002/91/EC	



Ground Floor

First Floor

Total Area: 87.5 m² ... 941 ft²

All measurements are approximate and for display purposes only