

Location:

Ideally positioned in a sought-after residential location just off North Acton Playing Fields, the property is conveniently located for excellent transport links, including West Acton (Central Line) and Acton Main Line (Elizabeth Line), offering fast access into Central London.

Key points:

- ***Guide Price: £950,000 - £1,000,000***
- Extended 4-bedroom semi-detached bungalow
- 24ft open-plan reception with bi-folding doors to 43ft garden
- Off-street parking for 2 cars
- Well-proportioned, light-filled layout with flexible accommodation
- Rarely available
- No onward chain

Do Better:

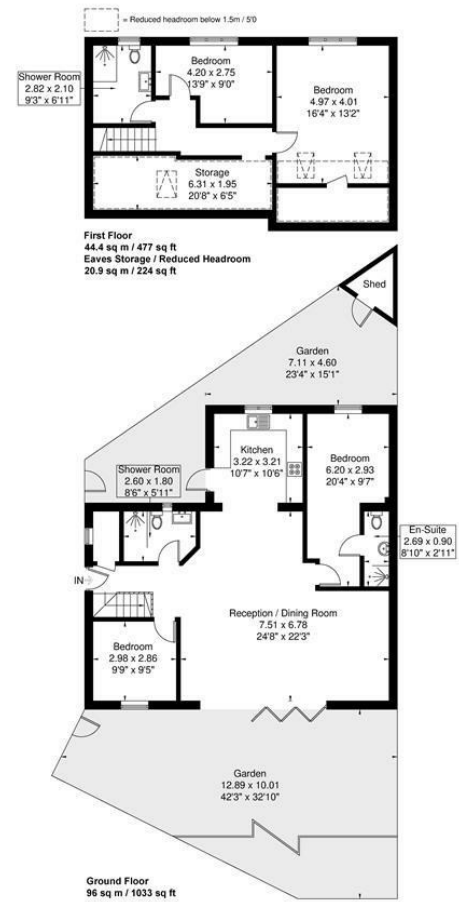
Acton
sales@astonrowe.co.uk

57-59 Churchfield Road,
Acton, London, W3 6AY

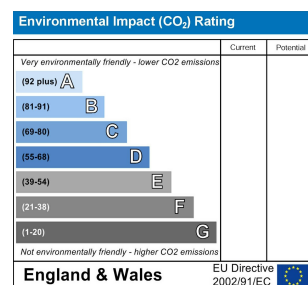
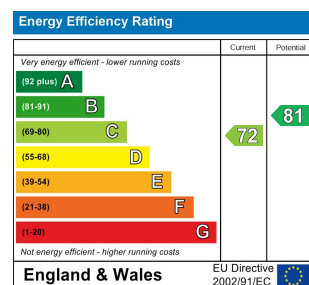
020 8992 3600



Lowfield Road
Approximate Gross Internal Area = 140.4 sq m / 1510 sq ft
Eaves Storage / Reduced Headroom = 20.9 sq m / 224 sq ft
Total = 161.3 sq m / 1734 sq ft



Although every attempt has been made to ensure accuracy, all measurements are approximate. The floorplan is for illustrative purposes only and not to scale.
© www.prspective.co.uk



Offers Over £950,000

Lowfield Road, London W3 6AY

- 2 Reception Rooms
- 4 Bedrooms
- 3 Bathrooms



The current owner says:

The property is in a fantastic location for the local shops, schools, parks and transport links.

An extended and beautifully presented four-bedroom semi-detached bungalow, offering over 1,500 sq ft of versatile living space, with a generous rear garden and off-street parking.

This impressive home is arranged over two floors and has been thoughtfully extended to create a bright and well-balanced layout, perfectly suited to modern family living. The property features two reception areas, including a stunning 24ft open-plan kitchen/reception room to the rear, designed as the heart of the home. This expansive space is flooded with natural light and enhanced by bi-folding doors opening onto a private rear garden with a paved terrace—ideal for entertaining.

The ground floor also offers two well-proportioned bedrooms and two contemporary shower rooms (one en suite), providing flexibility for guests, home working, or multi-generational living.

The first floor comprises two further bedrooms and an additional shower room, creating a well-defined upper level with excellent separation from the main living accommodation.

Externally, the property benefits from a well-maintained rear garden extending to approximately 43 ft, along with off-street parking to the front for two vehicles.

Ideally positioned in a sought-after residential location just off North Acton Playing Fields, the property is conveniently located for excellent transport links, including West Acton (Central Line) and Acton Main Line (Elizabeth Line). The area is particularly well regarded for its schooling options, with a number of highly regarded schools nearby including West Acton Primary, The Japanese School, St Vincent's RC Primary, Ellen Wilkinson High School, Holy Family Catholic Primary, and Ada Lovelace CofE High School.

What's better:

This impressive home is arranged over two floors and has been thoughtfully extended to create a bright and well-balanced layout, perfectly suited to modern family living.

