



Elliott Street, Silsden, BD20 0DE

Asking Price £139,950

- NO UPPER CHAIN
- TWO DOUBLE BEDROOMS
- OFF ROAD PARKING/GARDEN AREA ACROSS THE LANE
- IDEAL FOR A FTB/INVESTOR
- UPVC DOUBLE GLAZING
- STONE BUILT TERRACE
- GENEROUS REAR YARD
- FANTASTIC LOCATION
- GAS CENTRAL HEATING

Elliott Street, Silsden, BD20 0DE

An affordable inner stone-built terrace home offering two double bedrooms, a generous rear yard, off-road parking or additional garden area to the rear. In need of some updating and TLC, this property presents an excellent opportunity for first-time buyers or investors alike.



Council Tax Band: A



PROPERTY DETAILS

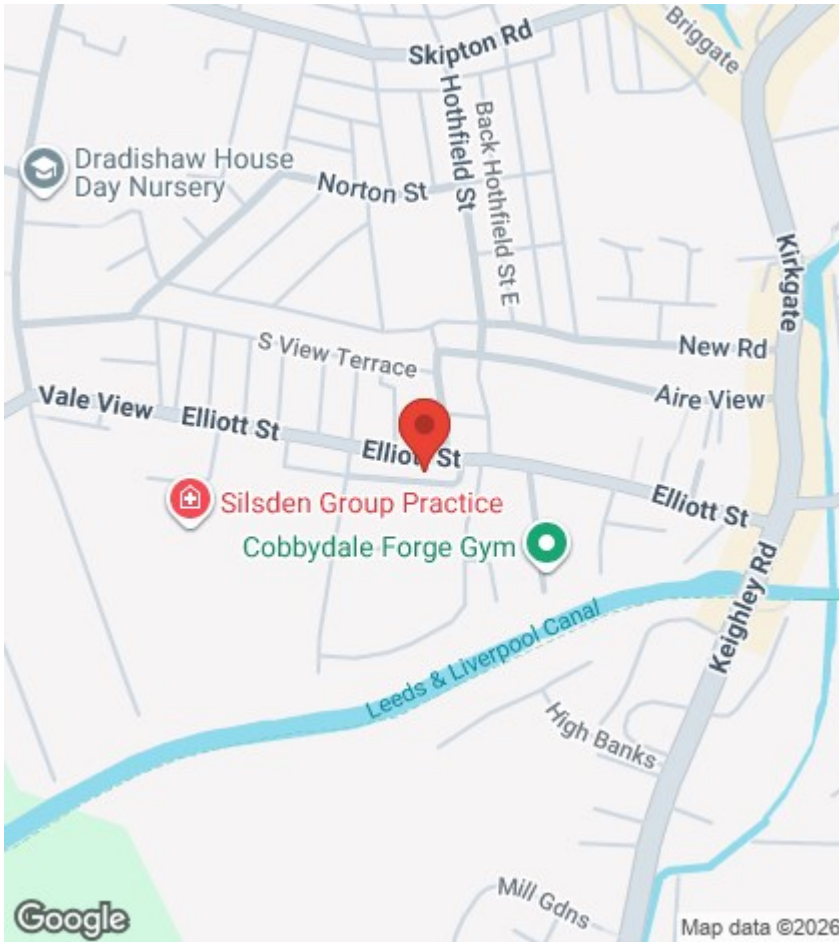
This affordable two double bedroom stone-built terrace property offers plenty of potential for buyers looking to put their own stamp on a home. Priced to reflect the improvement works required, it represents a great opportunity for investors or those stepping onto the property ladder.

The accommodation briefly comprises a cosy sitting room leading through to an inner hallway with access to a useful keeping cellar and a return staircase to the first floor. The kitchen provides direct access out to the spacious rear yard. The property also benefits from gas central heating and sealed unit double glazing throughout.

To the first floor are two well-proportioned bedrooms along with a charming Cobbydale bathroom. Externally, there is a generous rear yard, and beyond the rear lane the property benefits from off road parking/further garden space.

Elliott Street is situated just outside the centre of Silsden, a popular and expanding town offering a range of shops, bars, restaurants, cafés and a recently built primary school. The school feeds into the highly regarded South Craven School in nearby Cross Hills. The area also enjoys excellent transport connections by both bus and train.

For those looking for value for money in a convenient location, this is worth a closer look.



Viewings

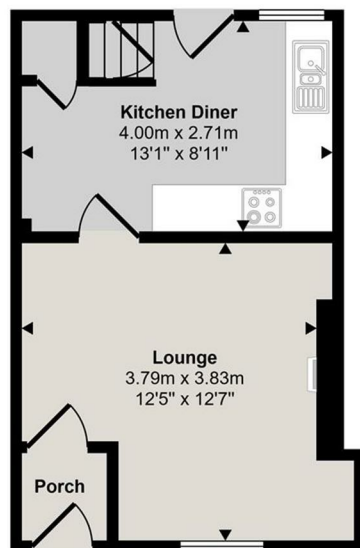
Viewings by arrangement only. Call 01535 655212 to make an appointment.

EPC Rating:

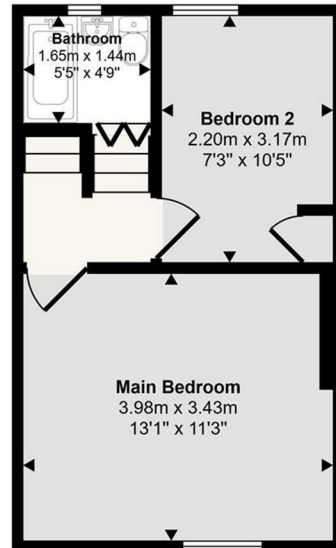
C

Energy Efficiency Rating		Current	Potential
Very energy efficient - lower running costs			
(92 plus) A			
(81-91) B			86
(69-80) C		69	
(55-68) D			
(39-54) E			
(21-38) F			
(1-20) G			
Not energy efficient - higher running costs			
England & Wales		EU Directive 2002/91/EC	

Approx Gross Internal Area
54 sq m / 584 sq ft



Ground Floor
Approx 27 sq m / 292 sq ft



First Floor
Approx 27 sq m / 291 sq ft

This floorplan is only for illustrative purposes and is not to scale. Measurements of rooms, doors, windows, and any items are approximate and no responsibility is taken for any error, omission or mis-statement. Icons of items such as bathroom suites are representations only and may not look like the real items. Made with Made Snappy 360.