



Susan Payne PROPERTY
PROUDLY PRESENT FOR SALE



2, Rowantree Drive

Seaview, Isle of Wight PO34 5JW

£350,000
FREEHOLD



Situated just minutes from the popular Seagrove Bay, this charming two-bedroom bungalow offers modern interiors with two bedrooms, semi-open plan living, a delightful rear garden, plus driveway and garage parking.

- Modern detached bungalow
- Neutral and naturally light interiors
- Driveway and garage parking
- Walking distance to amenities and beaches
- Easy to manage rear garden
- Two double bedrooms
- Spacious corner plot
- Situated in a highly sought-after area
- Island and mainland travel links nearby
- Offered for sale chain free

For more information and to arrange a viewing, please contact Susan Payne Property on **01983 566244**.

Preview our newest listings first!
Search on Facebook for:
Susan Payne Property
Home Hunters

rightmove

Zoopla

onTheMarket.com

PrimeLocation

The Property Ombudsman

You can also email us at sales@susanpayneproperty.co.uk, visit our website at susanpayneproperty.co.uk or visit us at East Quay, Wootton Bridge, Isle of Wight PO33 4LA. You can also follow us on Facebook, Twitter and Instagram.



Having been enjoyed over the years of ownership, this beautiful bungalow is perfectly situated for a quiet yet convenient lifestyle with Seaview village and the popular beaches of Seagrove Bay and Priory Bay just a short walk from the property. Enjoying a spacious corner plot, the property benefits from a driveway to one side and comprises an entrance hall which leads to the lounge-diner and kitchen, the shower room, two double bedrooms, and a storage cupboard. To the rear of the property is a fully enclosed garden which enjoys sunshine for most of the day.

Located in a quiet cul-de-sac in the popular Seaview Heights area, the property is just a short stroll away from the spectacular sandy beaches of Seagrove Bay and Priory Bay. 2 Rowantree Drive is also perfectly situated to easily access a wide range of amenities in both the village of Seaview and Nettlestone with a well-stocked local convenience store nearby, a highly reputable primary school and bus route 8, which links Nettlestone village to the towns of Ryde, Newport and Sandown. The highly regarded coastal village of Seaview has a fantastic Edwardian promenade which enjoys beautiful views across the Solent, glorious sandy beaches and the renowned Seaview Yacht Club. Seaview village offers a range of conveniences including a community grocery shop, a renowned coffee shop and a gastropub, a pharmacist complete with a post office, and the celebrated Seaview Hotel Restaurant and Bar. The nearby towns of Ryde and Fishbourne provide regular car ferry links and high-speed foot passenger travel links to the mainland.

Welcome to 2 Rowantree Drive

From the popular but quiet road, a block paved pathway leads to the front door and joins with the long concrete driveway to the side. A few steps lead up to the front door.

Entrance Hall

Finished with a neutral white décor that continues through the bungalow, this space provides the perfect place to store coats and sandy shoes from long ambles on the beach. Benefitting from a fitted cupboard to one side containing the gas metre and the electrical consumer unit, this space provides access to the accommodation and a handy storage cupboard containing the gas boiler.

Lounge-Diner

Naturally lit by the triple aspect windows to the front, rear and side, this wonderful room provides the perfect spot to relax in and offers plenty of space to arrange living and dining furniture. From here there is an open doorway leading into a modern kitchen.

Kitchen

Fitted with a range of base and wall cabinets, finished with a modern neutral colour, this space offers ample storage as well as integrated appliances including a slimline dishwasher, a washing machine, an electric oven, and an undercounter fridge and separate freezer. Gas hobs and a sink and drainer are integrated within a wood effect worktop, plus there is a window to the rear aspect and a partially obscure glazed leading to the garden.

Bedroom One

Benefitting from a large window to the front aspect, this double bedroom continues the neutral carpet and wall décor.

Bedroom Two

Flooded with natural light from the window to the side aspect, this fabulous double bedroom offers ample space for bedroom furniture.

Shower Room

Comprising a corner shower cubicle, a wall mounted vanity hand basin, and a w.c, this shower room enjoys an obscure glazed window to the rear aspect and is warmed by a chrome heated towel rail.

**Garden**

Fully enclosed by a wooden fence, this garden is mostly laid to lawn and enjoys the sunshine through most of the day. The garage can be accessed via a rear door from the garden, plus there is a gate to one side leading to the front of the property. This sunny garden provides the new owners opportunity to landscape to their own specifications. The property also benefits from a large frontage which is currently laid to lawn with matured shrubs and plants.

Garage

This semi-detached garage features a recently replaced up and over garage door and offers a great storage space or parking for a car. There is power and lighting within the garage, plus a window to the rear aspect with a partially glazed door.

Parking

The property enjoys a long concrete to one side of the property with parking for up to three vehicles. Additionally, the front garden offers ample space to expand the driveway, if required by the new owners.

2 Rowantree Drive offers a fantastic opportunity to acquire a well maintained and naturally light bungalow with two bedrooms and modern finishes. A viewing is highly recommended with the sole agent, Susan Payne Property.

Additional Details

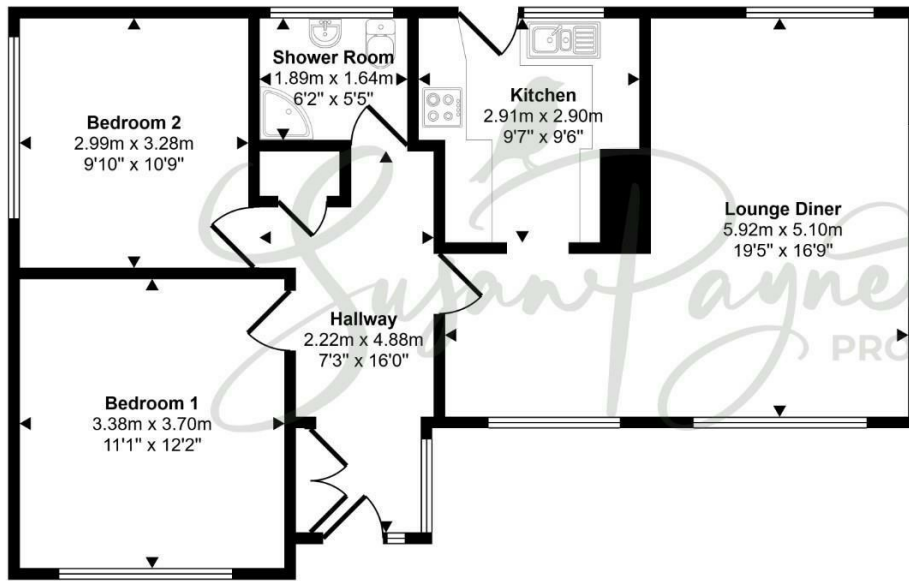
Tenure: Freehold

Council Tax Band: D (approx. £2,424.42 pa – Isle of Wight Council 2025/2026)

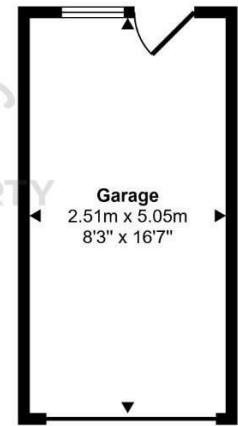
Services: Mains water, gas, electricity, and drainage



Approx Gross Internal Area
81 sq m / 868 sq ft

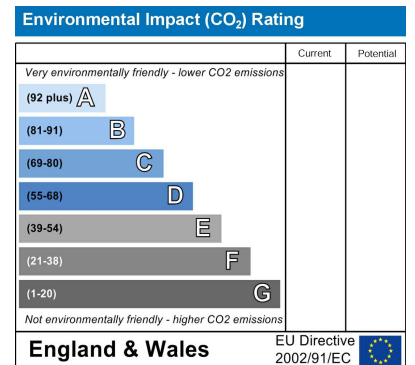
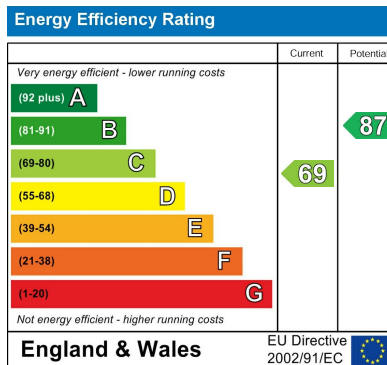
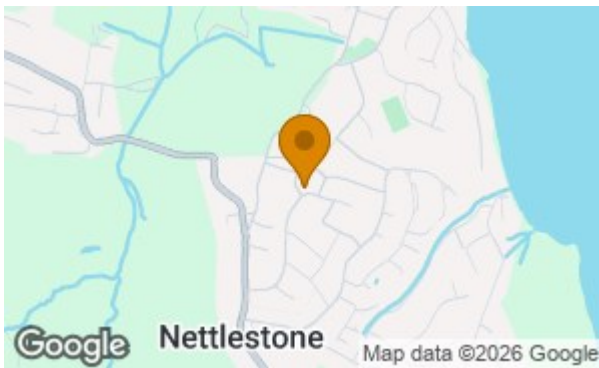


Floorplan
Approx 68 sq m / 732 sq ft



Garage
Approx 13 sq m / 136 sq ft

This floorplan is only for illustrative purposes and is not to scale. Measurements of rooms, doors, windows, and any items are approximate and no responsibility is taken for any error, omission or mis-statement. Icons of items such as bathroom suites are representations only and may not look like the real items. Made with Made Snappy 360.



Agent Notes:

The information provided about this property does not constitute or form part of an offer or contract, nor may it be regarded as representations. All interested parties must verify accuracy and your solicitor must verify tenure/lease information, fixtures and fittings and, where the property has been extended/converted, planning/building regulation consents. All dimensions are approximate and quoted for guidance only and their accuracy cannot be confirmed. Reference to appliances and/or services does not imply that they are necessarily in working order or fit for the purpose. Susan Payne Property Ltd. Company no.10753879.