



36a DAYS ROAD, SWANAGE
£350,000 Freehold

This well planned semi-detached family home is situated on the western outskirts of Swanage within easy reach of local schools and open country. It was built in recent years of traditional cavity brick, externally cement rendered with a pebbledash finish, under a conventional pitched roof.

36a Days Road property offers good sized family accommodation and enjoys views of the Purbeck Hills from the upper floors. It also has the considerable advantage of an en-suite principal bedroom, attractive wood effect flooring to the entire ground floor, an easily maintained garden and off-street parking.

The seaside resort of Swanage lies at the eastern tip of the Isle of Purbeck, delightfully situated between the Purbeck Hills. To the South is the Durlston Country Park renowned for being the gateway to the Jurassic Coast. The market town of Wareham is some 9 miles distant, with main line rail link to London Waterloo (2.5 hours).

Viewings are strictly by appointment only through Sole Agents **Corbens**, **01929 422284**. Postcode **BH19 2JP**.

Property Ref: DAY2243

Council Tax Band C - £2,390.61 for 2025/2026



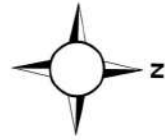
The entrance hall welcomes you to this stylish modern home and leads through to the good sized living room with large triple windows at the front of the property. A wide throughway opens to the kitchen/breakfast room beyond, spans the entire width of the property. It is fitted with an extensive range of light units with contrasting wood effect worktops, integrated oven and gas hob and a casement door gives access to the rear garden. The cloakroom completes the accommodation on this level.

On the first floor there are two double bedrooms, both having the benefit of fitted wardrobes with sliding doors. Bedroom three also enjoys some views of the Purbeck Hills. The family bathroom is fitted with a modern white suite including separate bath and shower cubicle.

The principal bedroom comprises the entire second floor and has dual aspect Velux windows giving views of the Purbeck Hills in the distance. The en-suite shower room completes the accommodation.

Outside, the easily maintained garden is situated to the side and rear of the property and is mostly paved with shrub and flower border and a timber garden shed. There is an off-road parking bay with personal access to the garden.

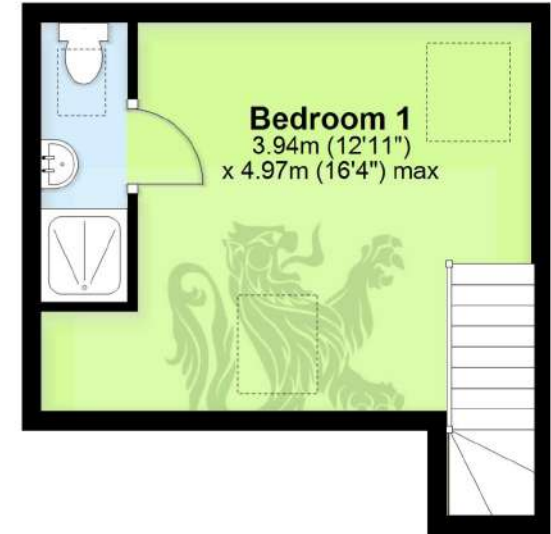
Ground Floor



First Floor



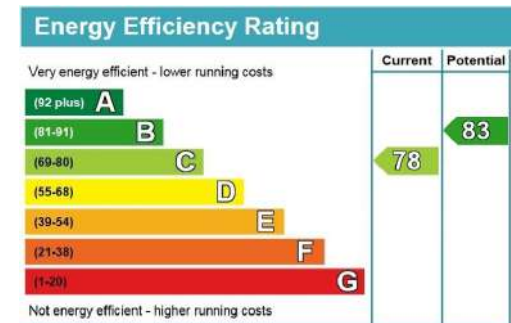
Second Floor



Total Approximate Floor Area 82² (883 sq ft)

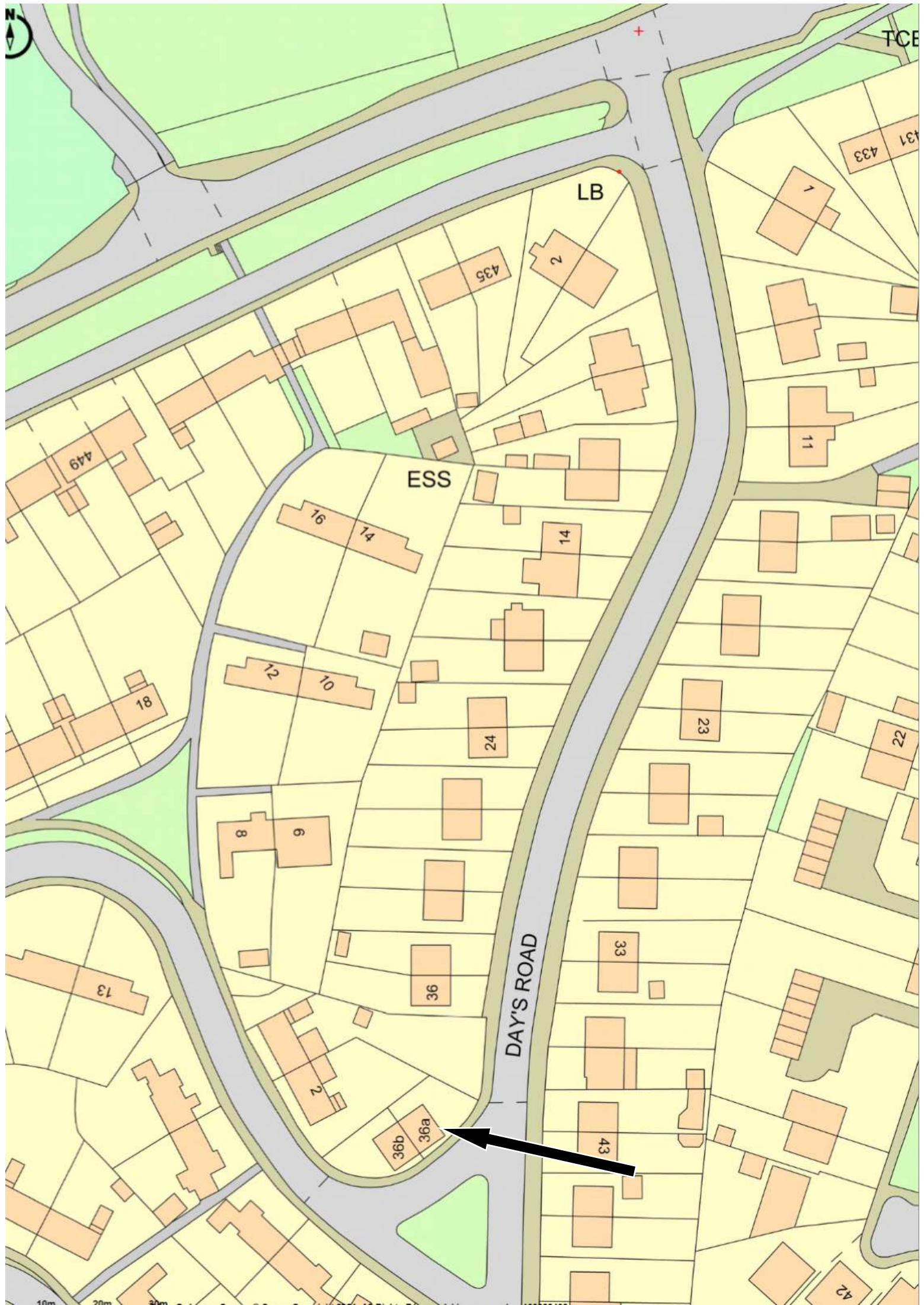


Scan to View Video Tour



THE PROPERTY MISDESCRIPTION ACT 1991 You are advised to check the availability of this property before travelling any distance to view. The Agent has not tested any apparatus, equipment, fixtures and fittings or services and so cannot verify that they are in working order or fit for the purpose. References to the Tenure of a Property are based on information supplied by the Seller. The area of the building is given for guidance purposes only and must be verified by the purchasers surveyor. A Buyer is advised to obtain verification of this information from their Solicitor and/or Surveyor. FLOOR PLANS The floor plans supplied are for guidance purposes only and should not be used for measuring. Small recesses, cupboards & sloping ceilings may not appear on the plans. LOCATION PLAN The location plans supplied are for identification purposes only and are reproduced from the Ordnance Survey Map with permission of the Controller of H.M. Stationery Office. Crown Copyright reserved.





TCE

LB

ESS

DAY'S ROAD

36a
36c



