



2 Bed
House - Terraced
located in
Knottingley

Offers Over £140,000



****NO ONWARD CHAIN**RECENTLY REFURBISHED AND RENOVATED THROUGHOUT**AN INTERNAL VIEWING IS STRONGLY RECOMMENDED****

A beautifully renovated two-bedroom mid-terrace property, ideally situated in Knottingley, offering excellent access to the town centre, the train station, and nearby motorway networks—perfect for commuters and local amenities alike.

This home has undergone a comprehensive renovation and is presented to a high standard throughout, featuring newly fitted kitchen and bathroom, along with new carpets, creating a stylish, move-in-ready finish that is sure to turn heads.

The accommodation offers two well-proportioned bedrooms, while a standout feature of this property is the exceptionally large front garden, providing ample off-street parking—a rare and valuable benefit for a home of this style.

Offered to the market with no onward chain, early viewing is highly recommended to secure a property of this quality and finish within this attractive price range.

Kitchen

7'8" x 11'3"

Modern range of high and low level kitchen units with integrated appliances including cooker with four ring electric hob and extractor hood over. Option to reconnect plumbing for washing machine. Sink with drainer and chrome mixer tap over. Wood effect flooring. Central heated radiator. UPVC double glazed window to the front of the property.

Lounge

16'5" x 9'7"

Access to storage under stairs. Carpeted throughout. Central heated radiator. UPVC double glazed window to the rear of the property.

Landing

6'6" x 3'12"

Access to both bedrooms and the house bathroom. Carpeted throughout.

Bedroom One

9'7" x 12'10"

Carpeted throughout. Central heated radiator. UPVC double glazed window to the rear of the property.

Bedroom Two

14'4" x 5'3"

Carpeted throughout. Central heated radiator. UPVC double glazed window to the front of the property.

Bathroom

6'9" x 6'9"

White suite comprising of WC with low level flush. Wash hand basin with chrome mixer taps. Panel bath with chrome mixer taps and shower attachment. Extractor fan. Wood effect flooring. Central heated radiator. UPVC double glazed frosted window to the front of the property.

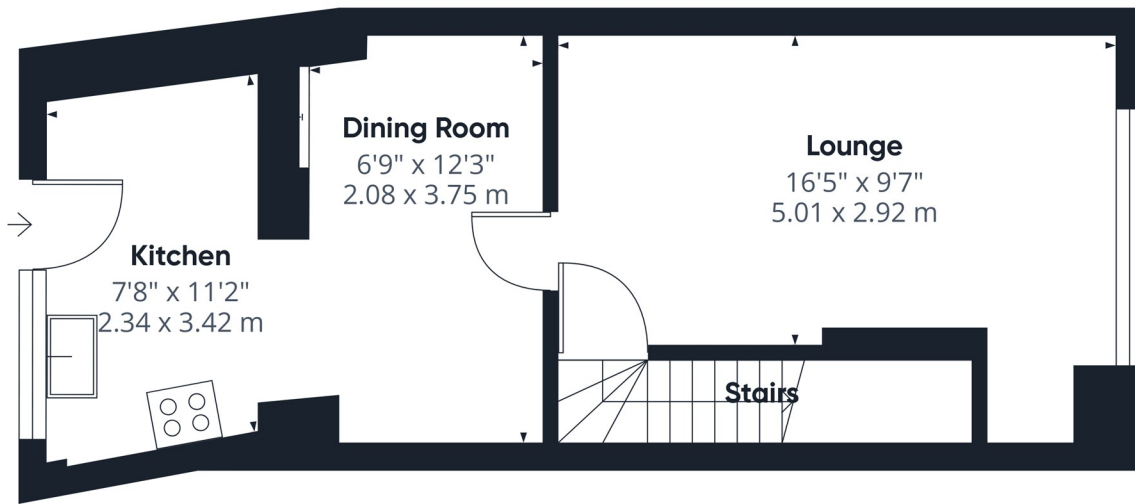
Weeland Road

Knottingley

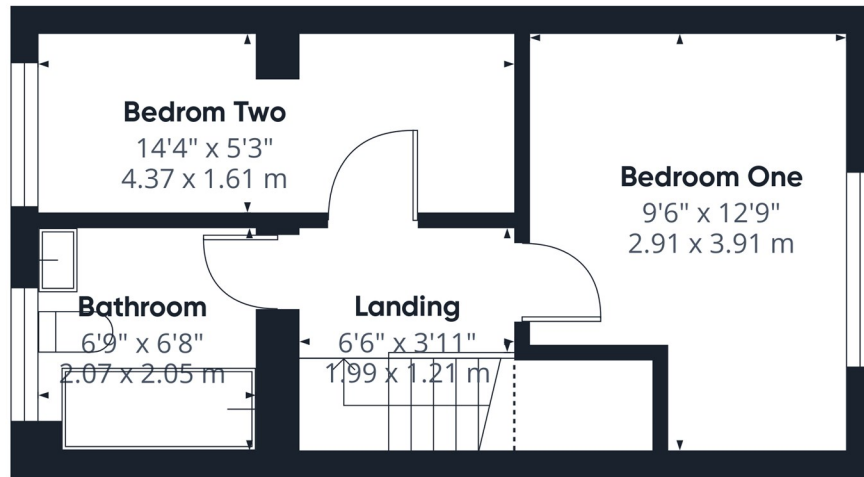
WF11 8AH







Floor 0



Floor 1



Approximate total area^m

619 ft²

57.5 m²

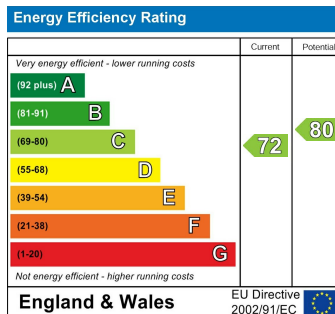
(1) Excluding balconies and terraces

Reduced headroom

..... Below 5 ft/1.5 m

Calculations reference the RICS IPMS 3C standard. Measurements are approximate and not to scale. This floor plan is intended for illustration only.

GIRAFFE360



CONTACT

30 Newgate
Pontefract
West Yorkshire
WF8 1DB

E: info@logicrealestate.co.uk
T: 01977 700595

