



5 Bed House - Detached

Garden House Hob Hill, Hazelwood, Belper DE56 4AL

Offers Around £1,150,000 Freehold



Fletcher
& Company

www.fletcherandcompany.co.uk

- Stone Detached Home (not a listed property) with Potential For Development
- Ecclesbourne School Catchment Area
- Lounge, Dining Room, Snug, Study
- Kitchen/Dining Room & Utility/Cloakroom
- Five Bedrooms, En-suite & Family Bathroom
- Lovely Gardens - approx. 1.2 acres
- Two Outbuildings & Greenhouse
- Double Garage
- Countryside Views - Beautiful Hamlet Location
- Potential To Extend (subject to planning permission)

ECCLESBOURNE SCHOOL CATCHMENT AREA - A stone built detached residence set in approx. 1.2 acres occupying a fine position with views over the rolling countryside of the Ecclesbourne Valley.

It is set in a most delightful mature gardens enjoying a South and West aspects with gently sloping lawns including greenhouse and two outbuildings.

The Location

The property is situated in the charming hamlet of Hazelwood which is a particularly sought after residential location and offers an historic Church, village hall, tennis court, green bowls, bus service and many pleasant walks in delightful open countryside.

The location also gives access to Ashbourne, which is known as the gateway to Dovedale and the famous Peak district National Park. The market town of Belper is a short distance away and offers a broad range of facilities including supermarkets, cafes and restaurants. The village of Duffield which provides a varied and interesting range of shops and amenities, together with schools including William Gilbert and The Meadows Primary School and the noted Ecclesbourne Secondary School.

Recreational facilities include tennis, squash and Chevin golf course. There is also a local train service from Duffield to Derby, with a further service from Derby to London St. Pancras of approximately 95 minutes.

The Accommodation

Ground Floor

Entrance Hall

10'10" x 5'11" (3.31 x 1.82)

With half glazed entrance door, coving to ceiling, radiator and staircase leading to the first floor.

Lounge

17'10" x 13'3" (5.46 x 4.06)

With two radiators, coving to ceiling with centre rose and double glazed French doors opening onto garden.



Dining Room

16'9" x 10'0" (5.11 x 3.06)

With radiator, coving to ceiling with centre rose and hardwood sealed unit double glazed window.



Snug

16'7" x 10'5" (5.08 x 3.20)

With feature fireplace with open grate fire, coving to ceiling with centre rose, radiator and two hardwood sealed unit double glazed windows.



Kitchen/Dining Room

19'5" x 13'0" (5.93 x 3.98)

With one and a half bowl sink unit with mixer tap, base units with drawer and cupboard fronts, tiled splash-backs, wall and base fitted units with attractive matching solid oak worktops, built-in four ring induction hob with extractor hood over, built-in double electric fan assisted oven, integrated dishwasher and integrated fridge. Tiled flooring, radiator, spotlights to ceiling and three hardwood sealed unit double glazed windows.



Understairs Storage/Pantry

7'10" x 2'11" (2.41 x 0.90)

With matching tiled flooring.

Utility Room

13'5" x 5'3" (4.10 x 1.61)

With plumbing for automatic washing machine, space for tumble dryer, matching tiled flooring, fitted storage cupboard, solid oak worktop, radiator and charming hardwood stable door.

Study/Boot Room

8'3" x 6'9" (2.53 x 2.08)

With matching tiled flooring, spotlights to ceiling, radiator and hardwood sealed unit double glazed window.

Cloakroom

6'9" x 4'5" (2.07 x 1.37)

With WC, pedestal wash hand basin, matching tiled flooring, radiator, spotlights to ceiling and hardwood sealed unit double glazed window.

First Floor

Passageway Landing

24'3" x 2'11" (7.40 x 0.91)

With radiator and hardwood sealed unit double glazed window.

Bedroom One

17'9" x 13'2" (5.43 x 4.03)

With feature vaulted ceiling, radiator and hardwood sealed unit double glazed window.



Dressing Room

17'4" x 14'2" (5.29 x 4.33)

With two radiators and sealed unit double glazed window.

En-Suite

14'2" x 7'2" (4.34 x 2.20)

With separate shower cubicle with shower, pedestal wash hand basin, low level WC, tiled splash-backs, tiled flooring, heated chrome towel/radiator and sealed unit double glazed Velux window.



Bedroom Two

13'6" x 11'9" (4.12 x 3.59)

With radiator, coving to ceiling and hardwood sealed unit double glazed window.



Bedroom Three

13'6" x 11'8" (4.12 x 3.57)

With radiator, coving to ceiling and hardwood sealed unit double glazed window.



Bedroom Four

12'6" x 9'7" (3.82 x 2.93)

With radiator, coving to ceiling and hardwood sealed unit double glazed window.



Bedroom Five

10'7" x 8'11" (3.24 x 2.72)

With radiator and hardwood sealed unit double glazed window.



Family Bathroom

11'11" x 9'1" (3.65 x 2.79)

With roll edge top bath with claw feet, pedestal wash hand basin, low level WC, walk-in shower/wet room area with shower, tiled splash-backs, tiled flooring, single radiator and also a heated chrome towel/radiator, spotlights to ceiling and hardwood sealed unit double glazed obscure window.



Garden

The property benefits from a magnificent south west facing garden with delightful far reaching views across the Ecclesbourne Valley and parts of the Derwent Valley extending to approximately 1.19 acre.



Greenhouse

With power, lighting and water



Two Outbuildings
With power and lighting.



Driveway

A large sweeping gravel driveway provides car standing spaces for several cars.

Attached Double Garage

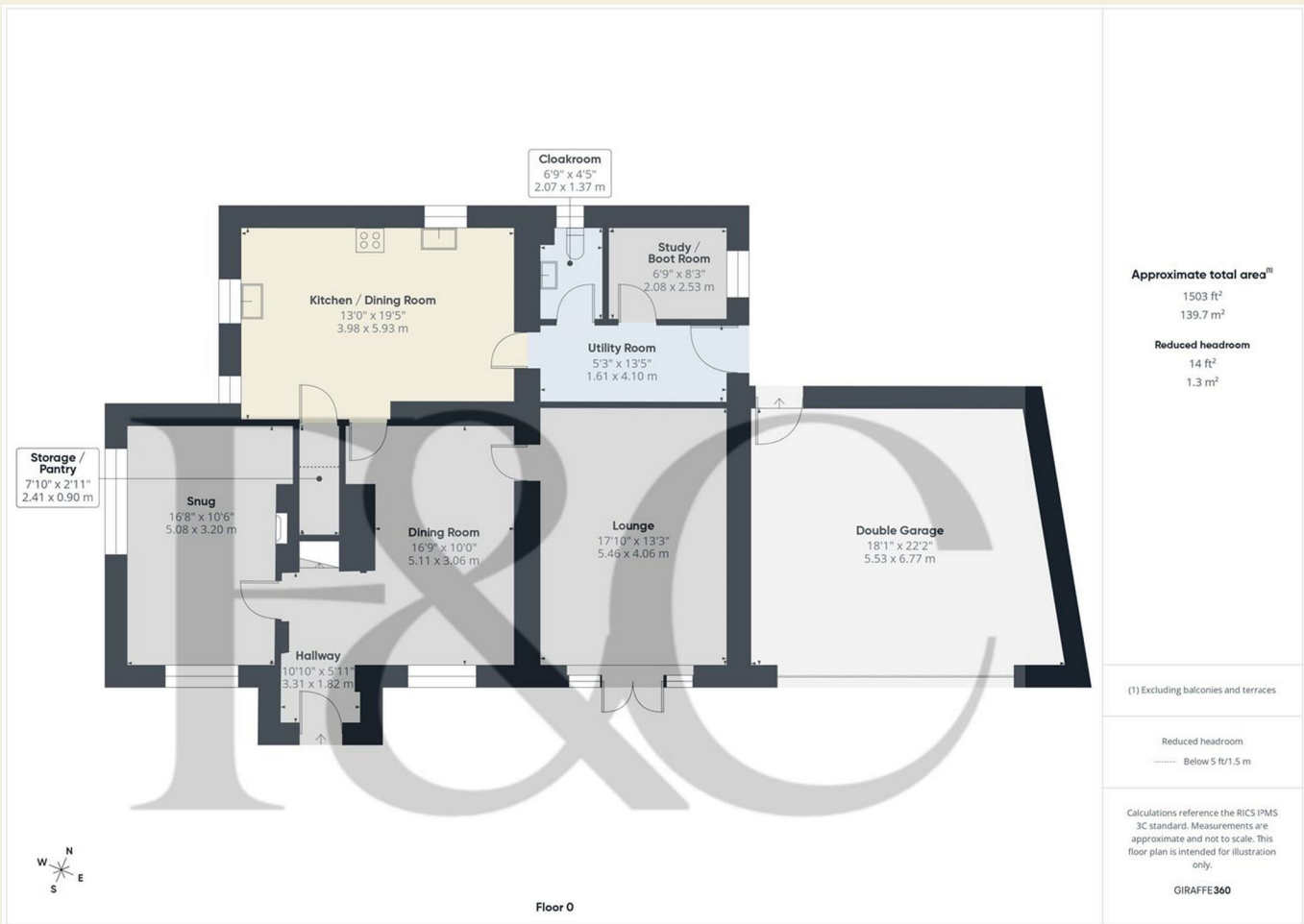
22'2" x 18'1" (6.77 x 5.53)

With concrete flooring, power, lighting, electric up and over front door, cold water tap and rear access hardwood door.

Council Tax - G

Amber Valley

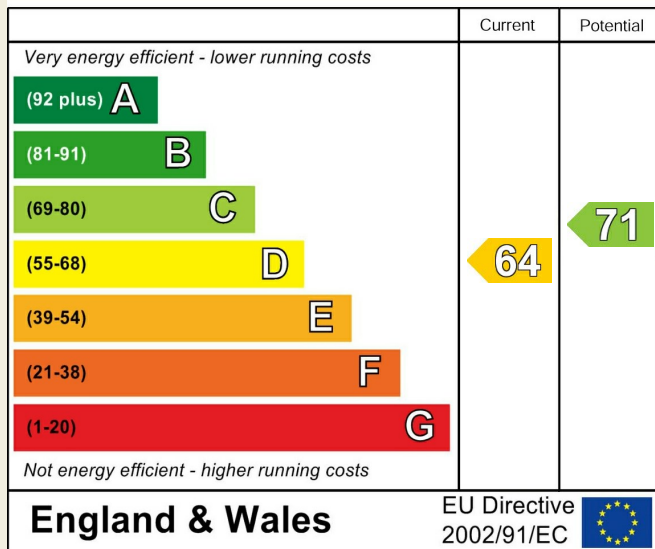




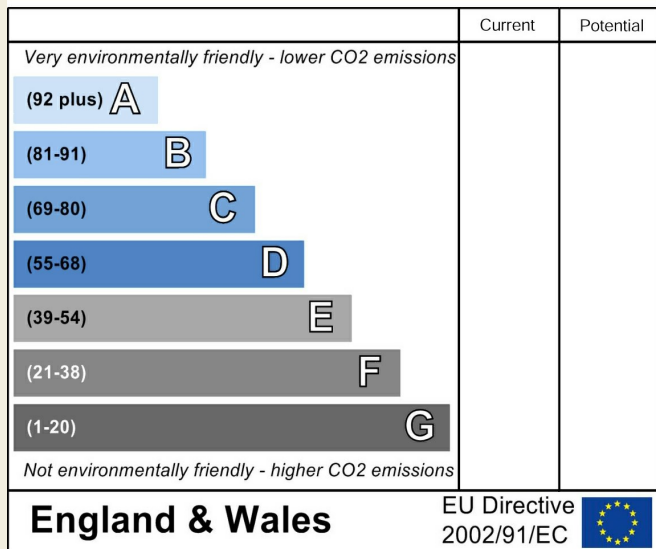
These particulars do not constitute an offer or a contract neither do they form part of an offer or contract. The vendor does not make or give and Messrs. Fletcher & Company nor any person employed has any authority to make or give any representation or warranty, written or oral, in relation to this property. Whilst we endeavour to make our sales details accurate and reliable, if there is any point which is of particular importance to you, please contact the office and we will be pleased to check the information for you, particularly if contemplating travelling some distance to view the property. None of the services or appliances to the property have been tested and any prospective purchasers should satisfy themselves as to their adequacy prior to committing themselves to purchase.



Energy Efficiency Rating



Environmental Impact (CO₂) Rating



These particulars do not constitute an offer or a contract neither do they form part of an offer or contract. The vendor does not make or give and Messrs. Fletcher & Company nor any person employed has any authority to make or give any representation or warranty, written or oral, in relation to this property. Whilst we endeavour to make our sales details accurate and reliable, if there is any point which is of particular importance to you, please contact the office and we will be pleased to check the information for you, particularly if contemplating travelling some distance to view the property. None of the services or appliances to the property have been tested and any prospective purchasers should satisfy themselves as to their adequacy prior to committing themselves to purchase.