



## Beechfield Road, Hemel Hempstead, HP1 1PL

### Offers In Excess Of £275,000


Clements are delighted to market this fantastic TWO DOUBLE BEDROOM apartment set back off of the main road and surrounded by greenery in Boxmoor. Presented in 'show home' condition throughout having undergone complete modernisation, the property offers spacious and naturally bright living accommodation to include: Large dual aspect living/dining room, newly fitted fully integrated kitchen, two beautiful double bedrooms and a newly fitted bathroom. The apartment also features off street parking for residents as well as a designated car port and is also being sold with NO ONWARD CHAIN. Viewing strongly recommended.

Located within easy reach of Hemel Hempstead mainline station with access to London Euston in only 30 minutes, Boxmoor village centre, Hemel Hempstead town centre and the M1, M25 and A41 road links.

### **Communal Entrance**

Door into communal stairwell.

### **Entrance Hallway**



Wood laminate flooring, wall mounted intercom entry system, doors to living room, kitchen, bathroom and both bedrooms as well as storage cupboard.

### **Living/Dining Room 16'0 x 11'0 (4.88m x 3.35m)**



Dual aspect with three double glazed windows, coving to ceiling, wood laminate flooring, two radiators.

### **Kitchen 12'5 x 6'2 (3.78m x 1.88m)**



Fully integrated kitchen with a matching range of wall and base cupboard units with work surfaces over, stainless steel sink drainer unit, splash back tiling, electric oven and hob with extractor over, radiator, wood laminate flooring, double glazed window.

### **Bedroom One 11'9 x 10'6 (3.58m x 3.20m)**



Two double glazed windows, radiator.

### Bedroom Two 12'6 x 8'2 (3.81m x 2.49m)



Double glazed window, radiator.

### Bathroom 8'1 x 5'2 (2.46m x 1.57m)



Fully tiled bathroom, bath with mixer taps and shower attachment over, LLWC, vanity sink unit, heated towel rail, extractor fan, shaver points.

### Outside

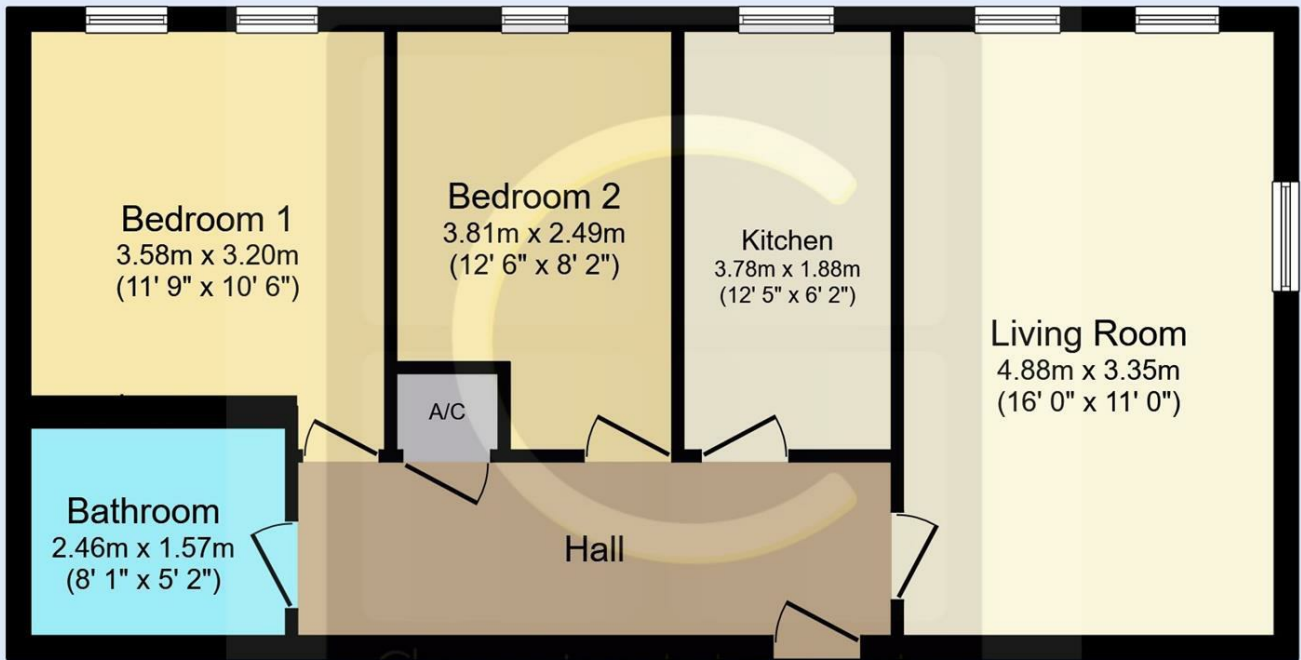


Designated car port as well as ample off street residence parking.

### Parking



## Floor Plan



**Floor Plan**  
Floor area 61.2 m<sup>2</sup> (659 sq.ft.)

TOTAL: 61.2 m<sup>2</sup> (659 sq.ft.)

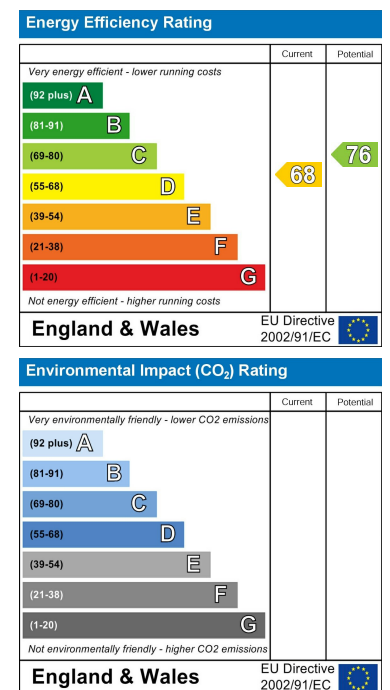
This floor plan is for illustrative purposes only. It is not drawn to scale. Any measurements, floor areas (including any total floor area), openings and orientations are approximate. No details are guaranteed, they cannot be relied upon for any purpose and do not form any part of any agreement. No liability is taken for any error, omission or misstatement. A party must rely upon its own inspection(s). Powered by www.Propertybox.io



## Area Map



## Energy Efficiency Graph



These particulars, whilst believed to be accurate are set out as a general outline only for guidance and do not constitute any part of an offer or contract. Intending purchasers should not rely on them as statements of representation of fact, but must satisfy themselves by inspection or otherwise as to their accuracy. No person in this firm's employment has the authority to make or give any representation or warranty in respect of the property.

45 Marlowes, Hemel Hempstead, Hertfordshire, HP1 1LD

Tel: 01442 214151 Email: sales@clementsstateagents.co.uk <https://www.clementsstateagents.co.uk>