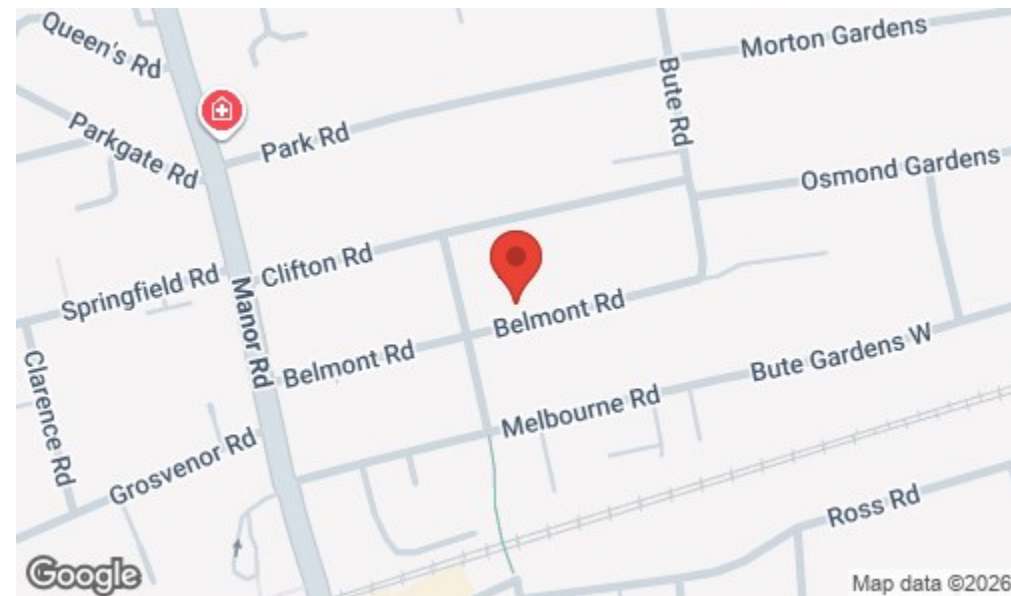


## Location

### Location Map



### Important Note

Centro Residential Sales and Lettings limited have not tested any services, heating system, electrical system, appliances, fixtures and fittings, that may be included in this property and would advise interested parties to satisfy themselves as to their condition or investigating the presence of any deleterious materials.

Viewing: Strictly by appointment through:

**CENTRO RESIDENTIAL SALES AND LETTINGS LIMITED**

Tel: 020 8401 5000

E-mail: [residential@centro.plc.uk](mailto:residential@centro.plc.uk)

See a selection of our properties at [www.centro.plc.uk](http://www.centro.plc.uk)

**£1,250 Per Month -**  
Belmont Road, Wallington, SM6 8TE



### Description

- One of 11 brand-new studio apartments
- Fully furnished and self-contained
- Private modern kitchen
- Sleek en-suite bathroom
- Access to large communal garden
- Just 2 minutes from Wallington Station
- Rent includes hot water, 350 Mbps broadband, gardener, and cleaner for shared areas
- EPC Rating D
- Council Tax Band A

### Features



### What you need to know

Accommodation

Additional Photo



All dimensions and measurements are approximate and for guidance only.

*Just Centro's Opinion...*

Stylish Studio Apartments - One of 11-Brand New Homes in the Heart of Wallington

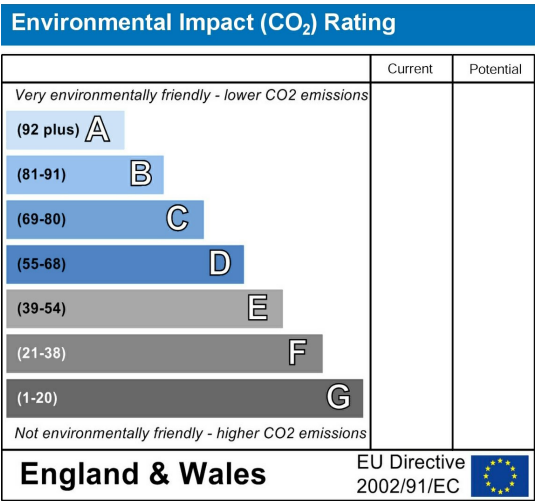
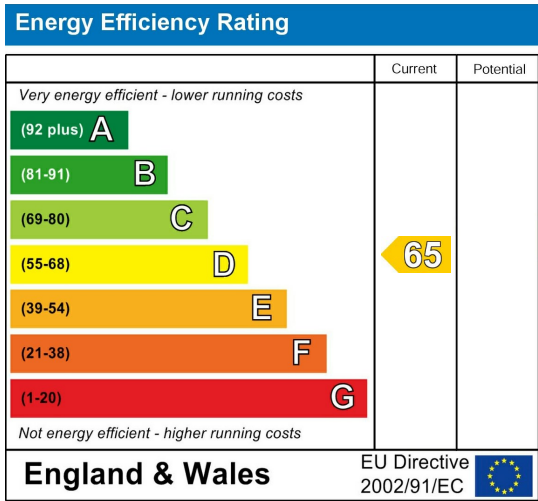
Be the first to move into this beautifully designed studio apartment, part of an exclusive new development of just 11 homes in central Wallington. Each apartment offers a unique layout, with prices and sizes to suit different lifestyles and budgets.

The development caters for professionals, couples and students, this fully furnished studio combines contemporary style with practical living:

- Comfortable double bed with storage underneath
- Large wardrobe, chest of drawers & plenty of storage
- Modern private kitchen (fridge, oven, microwave, two-ring hob, extractor fan, washer-dryer)
- Stylish en-suite with high-pressure rainfall shower

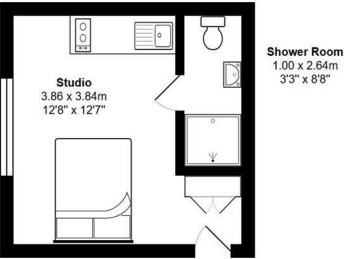
Residents also enjoy:

EPC Graph



Floor Plan

Belmont Road, Wallington, SM6 8TE (Second Floor 6)



Total Area: 16.0 m² ... 172 ft²

All measurements are approximate and for display purposes only

For illustration purposes only