




# PHIL ABRAHART

POWERED BY  
**exp** UK

Court Lodge Road, Gillingham, Kent, ME7 2QU

£240,000

 3  1  2



A 3 bedroom home ready to move into, this delightful end of terrace house in Gillingham offers plenty to love. With three bedrooms (including a third bedroom off the second), a bright open plan kitchen/dining area, and a separate reception room, this home has space and flexibility for everyday family life. Outside, you'll find open green space opposite ideal for walking, dog walking and recreation, plus a children's park on the far side. Two great pubs are within walking distance, and having a corner shop right next door adds everyday convenience. For commuters, it's just a short 10-minute walk to Gillingham railway station, with high speed services to St Pancras, and road links via the M2 are easy. Stroll to The Strand where you can enjoy the seasonal tidal lido, miniature railway, tennis courts and riverside walks. With no chain, this home offers a brilliant blend of practicality, lifestyle, and fantastic local amenities.

QUOTE PA1009

 07778 703 438  
 phil.abrahart@exp.uk.com  
 philabrahart.exp.uk.com



Phil Abrahart is an approved agent of eXp World UK Limited, trading as eXp UK, registered at 5 Churchill Place, 10th Floor, London, United Kingdom, E14 5HU. Company number 12016573. VAT no 327 4120 29. If you have instructed another agent to sell your house and instruct eXp World Ltd to sell your property at the same time, then you could be liable to pay both agents. It is recommended that you check the contract you have with your current agent.

# PHIL ABRAHART

POWERED BY  
**exp** UK

- 3 bedroom mid-terrace ready to move into
- Lounge plus a separate dining room
- Great garden for families
- Walk to the Strand Leisure park includes a miniature railway and Saltwater Lido
- No chain!!!
- Walk to the Railway station with high-speed London links
- Right opposite a local park area for walks plus a children's park on the other side
- Walk to 2/3 local pubs which come highly recommended
- Kitchen includes a oven, hob, washing machine in the shower room and a fridge/freezer
- QUOTE PA1009

Court Lodge Road, Gillingham, ME7 2QU

Approximate Gross Internal Floor Area = 77.8 sq m / 838 sq ft

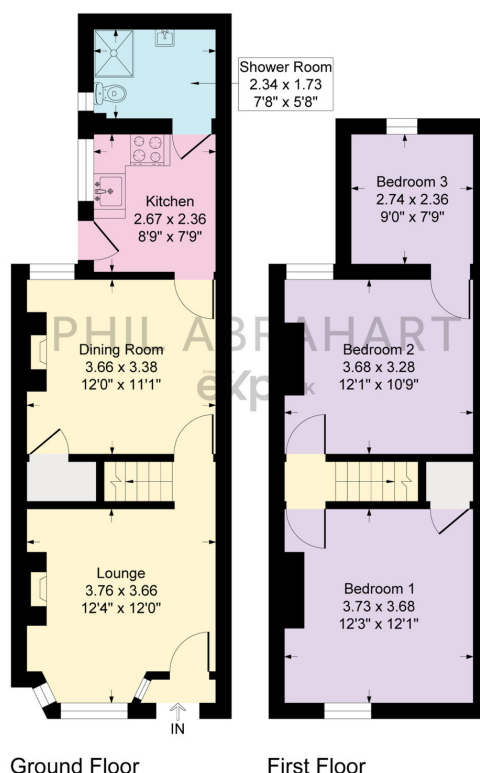


Illustration for identification purposes only, measurements are approximate, not to scale.