

15 Hatchery Close, Appleton Thorn, Warrington, WA4 4TF

£380,000





15 Hatchery Close, Appleton Thorn, Warrington, WA4 4TF

£380,000

DONT MISS OUT ON THIS WELL MAINTAINED AND IMPROVED DETACHED HOUSE SITUATED IN A QUIET CUL-DE-SAC IN SEMI RURAL LOCATION. Comprising porch, hall and a cloakroom/wc. Lounge with feature fireplace through to a dining room with sliding patio doors leading into the garden. Light and airy kitchen overlooking the garden and utility room with access to the garage. Upstairs there is a master bedroom with ensuite shower room, two further double bedrooms and a refitted family bathroom. Externally there is a driveway and lawn to the front and mature garden to the rear.

Description



Council Tax Band: E



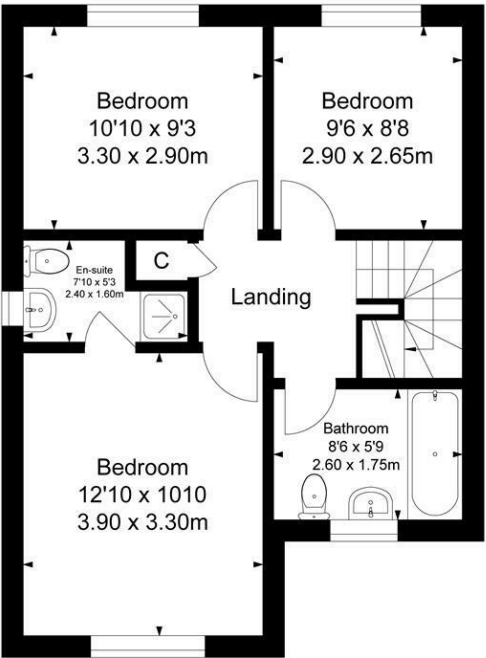
Floor Plans

Hatchery Close, Appleton Thorn

Approximate Gross Internal Area :-  
Ground Floor :- 65.56 sq m / 706 sq ft  
First Floor :- 46.42 sq m / 500 sq ft  
Total :- 111.98 sq m / 1205 sq ft



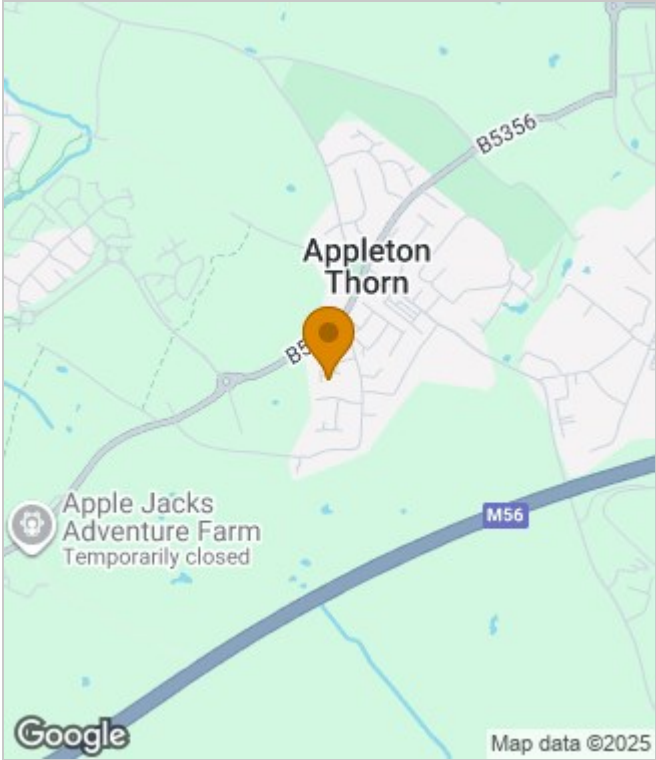
Ground Floor



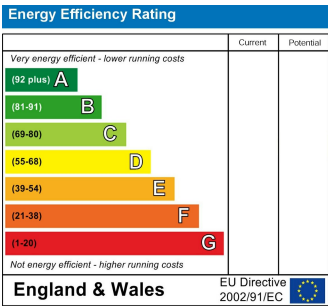
First Floor

Surveyed and drawn by Lens Media for illustrative purposes only. Not to scale. Whilst every attempt was made to ensure the accuracy of the floor plan, all measurements are approximate and no responsibility is taken for any error.

Area Map



Energy Performance Graph



These particulars, whilst believed to be accurate are set out as a general outline only for guidance and do not constitute any part of an offer or contract. Intending purchasers should not rely on them as statements of representation of fact, but must satisfy themselves by inspection or otherwise as to their accuracy. No person in this firms employment has the authority to make or give any representation or warranty in respect of the property.