



CASTLE
TOR



INTRODUCING: CASTLE TOR


Castle Tor stands as a confident expression of Torquay's most glamorous chapter, conceived in the 1930s when the town held its place as the social heart of the English Riviera.

Built at a time when summers were measured in long lunches, polished motorcars and evenings that drifted effortlessly into night, the House captures both the optimism and theatricality of that era.

Its elevated position was no accident. Commissioned with imagination and intent, F. Harrild, a pupil of Sir Edwin Lutyens, shaped both House and Gardens to command the sweeping coastal outlook, ensuring that light, air and sea remain constant companions.



GRACEFUL ARRIVAL



Arrival is deliberately orchestrated. From Oxlea Road, two sculptural eagles signal a transition from the ordinary into something more considered. The drive down to the generous Parking Area builds anticipation, while a series of circular arches perfectly frame the view down to the coast as if through a telescope. The Entrance Courtyard offers a moment of pause before the feature front door reveals interiors that are both assured and inviting. The Reception Hall introduces the house with quiet confidence, setting the tone for what follows inside and out.







LIGHT-FILLED LIVING



As you step inside, the Drawing Room forms the natural centrepiece, anchored by a striking fireplace and defined by a wall of windows that draws the horizon into the room.

The Sun Room offers a gentler rhythm, a place for early mornings to enjoy the ever-changing light playing on the water, where the changing seasons are felt rather than observed.





ELEGANT GATHERINGS



Between the Drawing Room and Dining Room, a connecting walkway has been thoughtfully arranged as a Bar Area, perfectly placed for mixing a drink and pausing to admire the views before dinner.

The Dining Room itself is both elegant and atmospheric, with mirrored walls, a marble fireplace and a bay window overlooking the sunken Rose Garden, lending itself to long, convivial evenings.

Beyond, the Cinema Room offers a richly intimate retreat, a cocooned space designed for immersive viewing, whether for quiet nights in or relaxed gatherings with family and friends.







CULINARY DREAMS


The Kitchen is both generous and purposeful, centred around a substantial island that invites both preparation and gathering. Crafted oak cabinetry provides warmth and depth, complemented by stylish leather-effect black granite work surfaces that lend a subtle sense of weight and refinement.

Two large windows draw in an abundance of natural light, illuminating the space throughout the day. An adjacent Wine Cellar adds a quietly indulgent touch, while the equally well-proportioned Utility Room ensures that practicalities are handled with the same care as the principal spaces.



Upstairs, the sense of scale continues, reached via the attractive original staircase that rises gracefully from the Entrance Hall, its barley twist balustrade lending both texture and craftsmanship to the ascent.

At the first floor landing, a large stained glass window, adorned with an English rose motif, filters the light with a gentle warmth, casting subtle colour across the space and reinforcing the quiet artistry that runs throughout the home.





The generous Principal Bedroom opens to a wide, private Balcony, its large sliding doors framing stunning, uninterrupted sea views.

The accompanying En-Suite is notable for its finish and proportion, creating a space that feels both indulgent and composed.

PRINCIPAL DELIGHTS





SERENE RETREATS




A second Bedroom enjoys its own Balcony access and dual aspects, while a third Bedroom looks out across the Gardens through distinctive mullioned windows. A fourth room, currently arranged as a Study, offers flexibility. The Family Bathroom is a particular highlight, its elevated bath positioned to take in the view, complemented by beautiful original mosaic tiling that speaks of the house's heritage.

Adjoining the main house, a versatile two-Bedroom Annexe - The Gardener's Cottage - introduces a highly considered element of flexibility, offering ideal independant accommodation for teenagers, extended family, guests or staff while remaining connected to the principal residence.







GARDEN GRANDEUR



The Grounds are as thoughtfully conceived as the House itself. Influences reminiscent of Edwin Lutyens are evident in the structure and flow of the Gardens, where Terraces and Seating Areas are carefully placed to capture different aspects of the coastline.

A recurring circular motif, characteristic of the Arts and Crafts movement and rooted in Gothic revival tradition, weaves quietly through the landscape, lending a sense of rhythm, harmony and connection. This considered geometry continues to shape the experience of the Gardens today, where careful stewardship has ensured that the planting and design remain in quiet accord with the house and its wider setting.



The setting is enhanced by views over remarkable listed Gardens with a distinctly whimsical character. Though parts of the lower gardens now sit beyond the boundary, their presence still enriches the outlook, with features such as a rill, a Tuscan-style orangery and a medieval-inspired gatehouse contributing to the layered character of the view.

A sunken Rose Garden provides a more intimate setting, enclosed by pergolas carried on Tuscan columns, offering both structure and softness in equal measure. From here, a pathway leads directly to Lincombe Drive, placing Wellswood, Lincombe Woods and Meadfoot Beach within easy reach, and reinforcing the sense that the Gardens are not only beautiful in themselves but also gently connected to the surrounding landscape.

A double Garage with Workshop space completes the estate.

ABOUT THE AREA

Oxlea Road is close to the popular village community of Wellswood. This area is widely regarded as one of Torquay's most desirable enclaves, set slightly above the bustle yet within easy reach of the coastline. Often referred to locally as "the village," it offers a thoughtful collection of independent shops, cafés and restaurants, creating a sense of everyday convenience without sacrificing character. Tree lined streets and handsome period houses give the area a settled, residential feel, while nearby Lincombe Woods provides a natural escape, with pathways that lead down towards Meadfoot Beach and the water's edge.

Torquay itself remains one of the defining towns of the English Riviera, shaped by its sheltered bay, mild climate and long association with leisure and culture. The harbour continues to anchor the town, alive with cafés, restaurants and marina life, while the promenade and beaches offer a more relaxed rhythm. Cultural landmarks such as the Princess Theatre and the legacy of Agatha Christie add further depth, and excellent transport links connect the area to Exeter and beyond. Together, Wellswood and Torquay offer a balance of coastal beauty, everyday ease and a quietly enduring sense of place.





Postcode: TQ1 2HF

Tenure: Freehold & Grade II Listed

Council Tax: Band G

EPC Rating: D

Local Authority: Torbay Council

Access: 44 Steps from Driveway to Front Door, 22

Garage to Kitchen Door

Broadband Speed: Ultrafast available: up to
average 1800 mbps

Mobile Coverage: Dependent on Service Provider

Mains: Gas, Water, Electricity & Drainage

Heating: Gas Central Heating

Parking: Double Garage and Parking Terrace for
multiple vehicles

Transport: Torquay (2.8 miles) for mainline
trains to London

South Devon Expressway - 4.3 miles

W3W: long.estate.march







WE'D LOVE TO SHOW YOU AROUND

team@thecoastalhouse.co.uk
01803 835 788
thecoastalhouse.co.uk



COASTAL COLLECTION
BESPOKE & UNIQUE PROPERTIES