

15-17 Eastgate Street, Bury St. Edmunds, Suffolk, IP33 1XX
Tel: 01284 760770
bury@shiresestateagents.co.uk
www.shiresresidential.com




Athenaeum Lane, Bury St. Edmunds, Suffolk, IP33 1LY

Rent - £1,295 PCM Deposit - £1,494

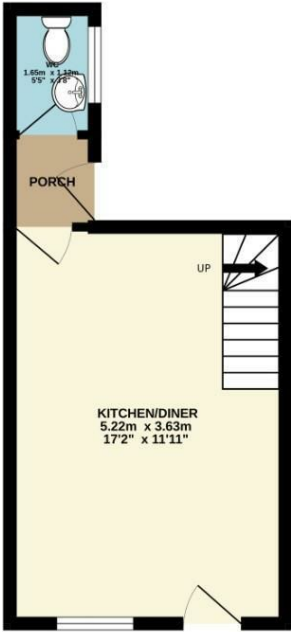
Shires Residential are pleased to offer this newly renovated town house, located just off Angel Hill in central Bury St Edmunds. The period property has accommodation set over three floors to include two reception areas, a double bedroom, spacious shower room and an attractive kitchen/dining room to the ground floor. There is a small walled courtyard to the rear with views of the Cathedral.

- WELL PRESENTED TOWN HOUSE
- 1 DOUBLE BEDROOM
- 2 RECEPTION ROOMS
- SHOWER ROOM & CLOAKROOM
- ENCLOSED REAR COURTYARD
- MODERN KITCHEN/ DINING ROOM
- GAS HEATING & ENERGY RATING - D
- APPROXIMATE SIZE - 667 SQFT
- COUNCIL TAX BAND - B
- AVAILABLE NOW

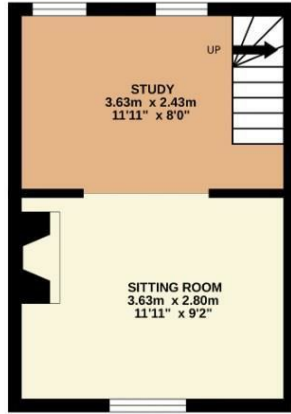


Council Tax Band: B - EPC Rating: D 64

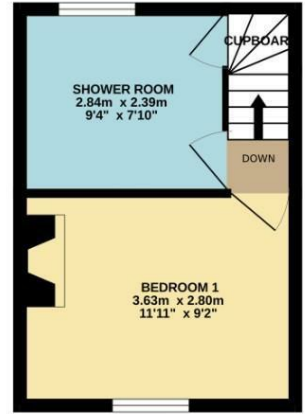
GROUND FLOOR
22.1 sq.m. (238 sq.ft.) approx.



1ST FLOOR
18.3 sq.m. (197 sq.ft.) approx.



2ND FLOOR
18.3 sq.m. (197 sq.ft.) approx.



TOTAL FLOOR AREA : 58.8 sq.m. (633 sq.ft.) approx.

Whilst every attempt has been made to ensure the accuracy of the floorplan contained here, measurements of doors, windows, rooms and any other items are approximate and no responsibility is taken for any error, omission or mis-statement. This plan is for illustrative purposes only and should be used as such by any prospective purchaser. The services, systems and appliances shown have not been tested and no guarantee as to their operability or efficiency can be given.
Made with Metropix ©2024

