

Alexander Bond & Company

Estate Agents | Property Management



14 White Cross Drive, Woolmer Green, SG3 6FA

£2,200 Per Month



4



2



2



B



£2,200 Per Month

14 White Cross Drive

Woolmer Green, SG3 6FA

- Available Now!
- Ensuite to Master Bedroom
- Garage & Parking
- Kitchen/ Breakfast Room with Appliances
- Close to Local Shops
- Four Bedroom Semi Detached House
- Desirable Village Location
- Garden with Open Aspect
- Spacious Lounge/ Dining Room
- Downstairs Cloakroom

We are delighted to offer for rent this spacious four-bedroom semi-detached house, located on the Cedar Meadows development in the sought-after village of Woolmer Green. Recently built in 2020 by renowned builders Taylor Wimpey, the property offers nearly 1,300 square feet (114 square metres) of bright and stylish contemporary living accommodation.

This home provides an excellent standard of accommodation and comprises, on the ground floor, a large reception hall, a spacious lounge/dining room with French doors opening onto the rear garden with an open aspect beyond, a well-equipped kitchen/breakfast room with integrated appliances, a downstairs cloakroom, and a large built-in understairs storage cupboard.

On the first floor, there are three well-proportioned bedrooms, all benefiting from large glazed windows. There is also a family bathroom featuring a modern white three-piece suite and a fitted power shower. On the top floor, you will find a spacious principal bedroom with a private en-suite shower room and a range of fitted wardrobes.

Externally, to the side of the property, there is a driveway providing private parking for three cars, along with a large garage ideal for storage or additional parking if required.



RECEPTION HALL

CLOAKROOM

KITCHEN/ BREAKFAST ROOM

11'3" x 9'8" (3.43m" x 2.95m")

LOUNGE/ DINING ROOM

16'1" x 12'4" (4.90m" x 3.76m")

STAIRS & LANDING

BEDROOM TWO

9'x 8'2" (2.74mx 2.49m")

BEDROOM THREE

10'10" x 7'9" (3.30m" x 2.36m")

BEDROOM FOUR

10'11" x 8'1" (3.33m" x 2.46m")

FAMILY BATHROOM

MASTER BEDROOM

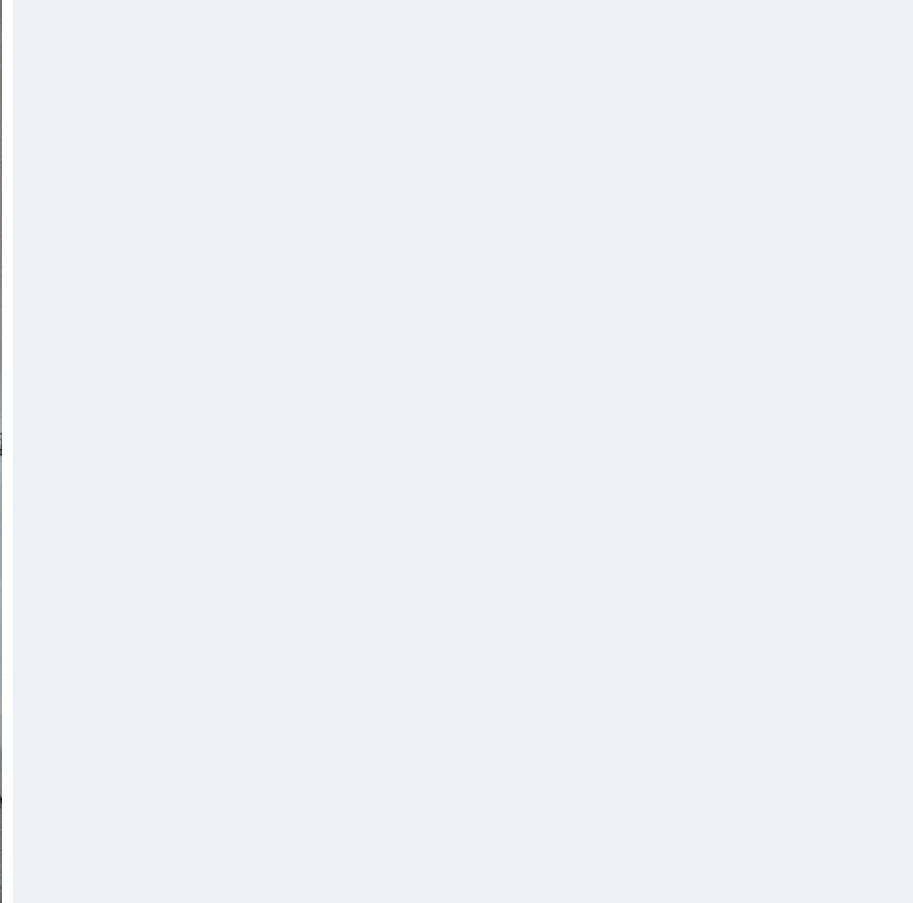
17'11" x 12'6" (5.46m" x 3.81m")

ENSUITE SHOWER ROOM

OUTSIDE

AREA INFORMATION





Directions

Woolmer Green has good travel connections. It is located close to the A1(M) motorway, which provides easy access to London and the North. There is also a railway station in Knebworth, which is on the East Coast Main Line, providing frequent services to London. Additionally, there are several bus routes that serve Woolmer Green and the surrounding areas.

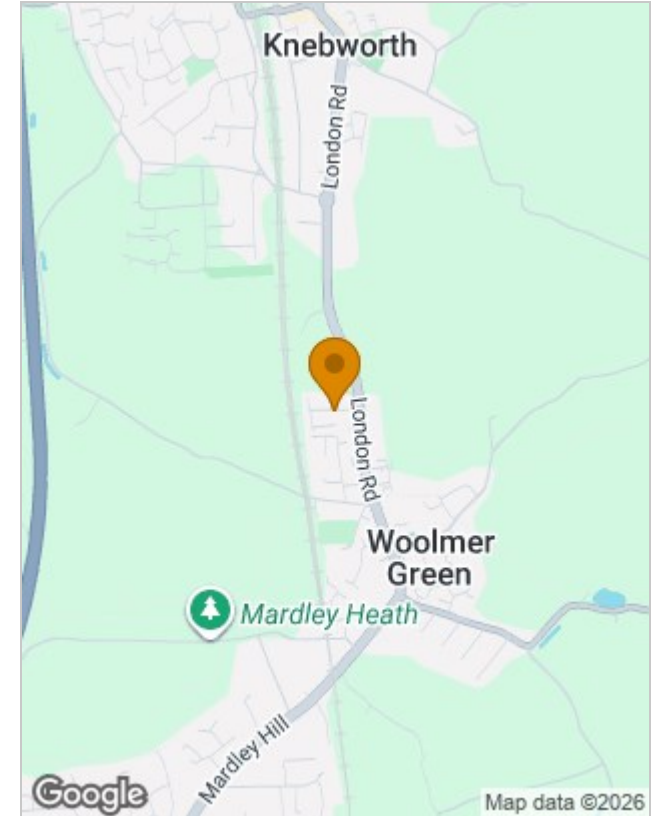




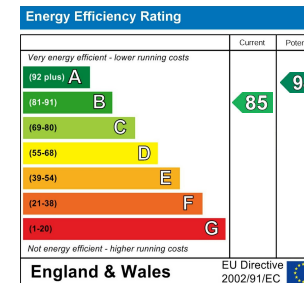
Floor Plans



Location Map



Energy Performance Graph



Viewing

Please contact our Lettings Office on 01438 811511 if you wish to arrange a viewing appointment for this property or require further information.

The particulars are set out as a general outline only for the guidance of intended purchasers or lessees, and do not constitute, any part of a contract. Nothing in these particulars shall be deemed to be a statement that the property is in good structural condition or otherwise nor that any of the services, appliances, equipment or facilities are in good working order. Purchasers should satisfy themselves of this prior to purchasing.