



Dawlish Drive, Ilford, IG3 9EF

£850,000





£850,000

# Dawlish Drive

Ilford, IG3 9EF

- EPC RATING C
- Three reception rooms
- Off street parking
- Outbuilding
- Six bedrooms
- Three bathrooms
- Extended property
- End of terrace

Nestled in the desirable area of Dawlish Drive, Ilford, this impressive extended house offers a perfect blend of space and comfort, making it an ideal family home. With six generously sized bedrooms, this property provides ample room for both relaxation and privacy. The three well-appointed reception rooms are perfect for entertaining guests or enjoying family time, ensuring that there is always a space to suit your needs.

The house boasts three bathrooms, which add to the convenience of daily living, especially for larger families. The spacious layout allows for a seamless flow throughout the home, making it easy to enjoy both quiet moments and lively gatherings.

For those with vehicles, the property includes off-street parking for two vehicles, providing peace of mind and ease of access. Additionally, the presence of an outbuilding offers further potential, whether for storage, gym, a home office, or a creative space.

This property is not just a house; it is a home that promises comfort and versatility in a sought-after location. With its generous living spaces and practical features, it is a rare find in the market. Do not miss the opportunity to make this splendid residence your own.



## ENTRANCE

THROUGH LOUNGE 27'10" x 12'5" (8.50m x 3.80m)

RECEPTION TWO 14'9" x 9'2" (4.50m x 2.80m)

RECEPTION THREE 17'4" x 11'5" (5.30m x 3.50m)

KITCHEN 17'8" x 11'9" (5.40m x 3.60m)

UTILITY ROOM

BATHROOM 7'2" x 5'6" (2.20m x 1.70m)

STAIRS TO FIRST FLOOR

BEDROOM ONE 14'9" x 11'9" (4.50m x 3.60m)

BEDROOM TWO 15'5" x 11'1" (4.70m x 3.40m)

BEDROOM THREE 14'1" x 9'2" (4.30m x 2.80m)

BEDROOM FOUR 11'1" x 9'2" (3.40m x 2.80m)

BEDROOM FIVE 8'10" x 6'10" (2.70m x 2.10m)



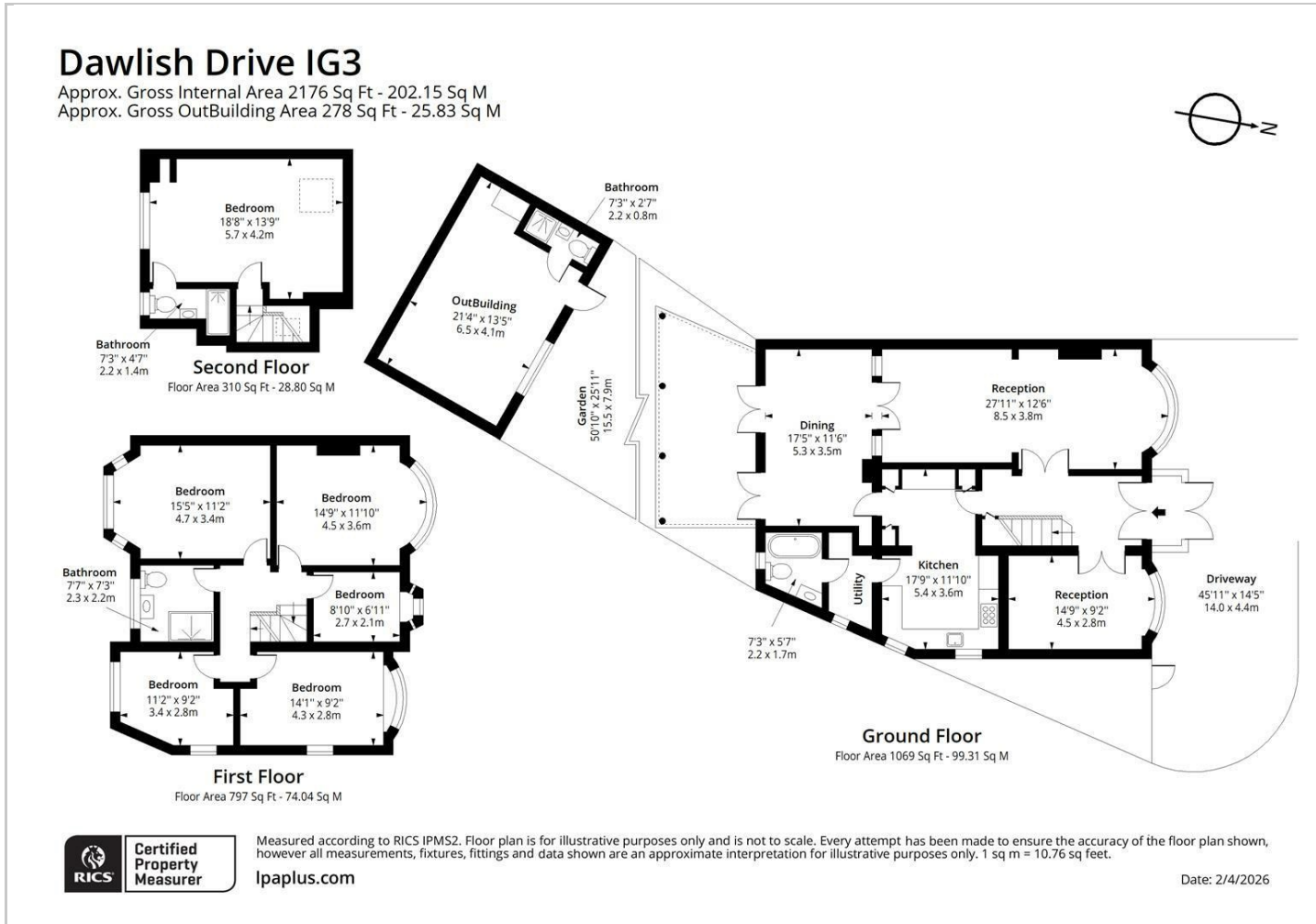
BATHROOM 7'6" x 7'2" (2.30m x 2.20m)  
STAIRS TO SECOND FLOOR  
BEDROOM SIX 18'8" x 13'9" (5.70m x 4.20m)  
EN-SUITE 7'2" x 4'7" (2.20m x 1.40m)  
OUTBUILDING 21'3" x 13'5" (6.50m x 4.10m)  
BATHROOM 7'2" x 2'7" (2.20m x 0.80m)  
EXTERIOR circa 50' (circa 15.24m)  
AGENTS NOTE

Directions

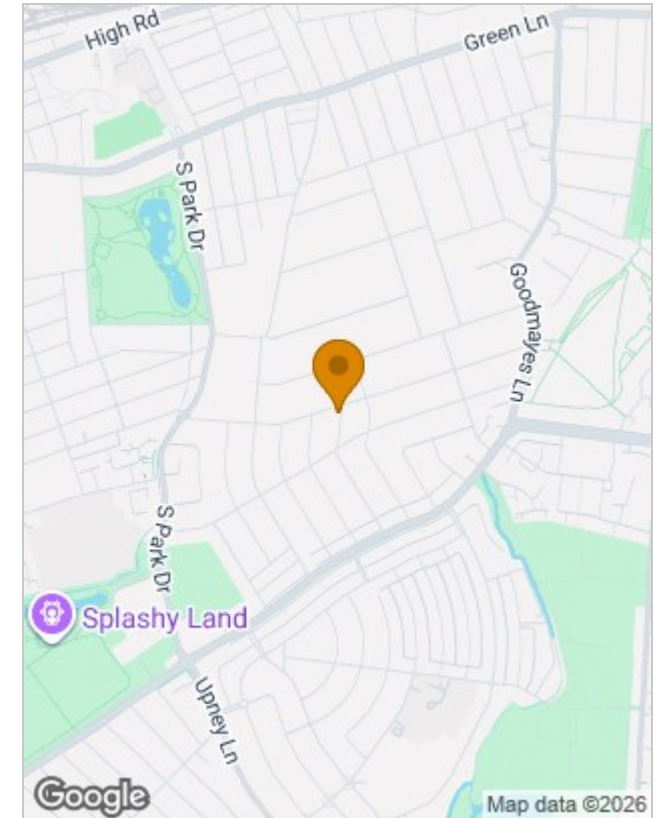




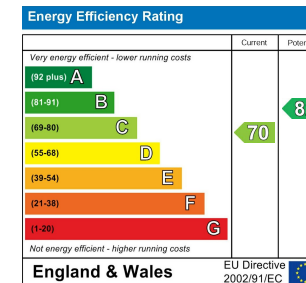
## Floor Plans



## Location Map



## Energy Performance Graph



## Viewing

Please contact our Seven Kings Sales Office on 020 8597 7372 if you wish to arrange a viewing appointment for this property or require further information.

The particulars are set out as a general outline only for the guidance of intended purchasers or lessees, and do not constitute, any part of a contract. Nothing in these particulars shall be deemed to be a statement that the property is in good structural condition or otherwise nor that any of the services, appliances, equipment or facilities are in good working order. Purchasers should satisfy themselves of this prior to purchasing.