

LEASEHOLD - SHARE OF
FREEHOLD



Flat - Purpose Built (EPC Rating: C)

5 CRESCENT ROAD, SIDCUP, DA15 7HN

Asking price

£325,000

Westwood
PROPERTY SERVICES



2 Bedroom Flat - Purpose Built located in Sidcup

Guide Price £325,000 - £350,000 Ideally located for Sidcup Train Station and High Street we are delighted to offer for sale this beautifully presented two bedroom split-level maisonette on the highly sought after Crescent Road, Sidcup. The maisonette comprises entrance hall leading to the first floor, large living room measuring 14'11 x 14'1, open plan kitchen dining room, two second floor double bedrooms and a modern shower room. Additional points to note include double glazing, gas central heating and a garage en-bloc. An internal viewing comes highly advised.

Entrance Hall

Double glazed front door, stairs to first floor, storage cupboard.

Living Room

14'11" x 14'0"

Two double glazed windows to front, coved ceiling, stairs to second floor, radiator and hardwood flooring.

Kitchen/ Diner

13'9" x 10'9"

Two double glazed windows to rear, range of wall and base units, integrated electric oven and hob, integrated dish washer, extractor fan, stainless steel sink unit with mixer tap, wall mounted gas central heating boiler enclosed with cupboard, radiator and hardwood flooring.

Landing

Loft access, coved ceiling, banister and hardwood flooring.

Bedroom One

12'4" x 10'8"

Double glazed window to front, fitted wardrobes, radiator and hardwood flooring.

Bedroom Two

10'10" x 7'8"

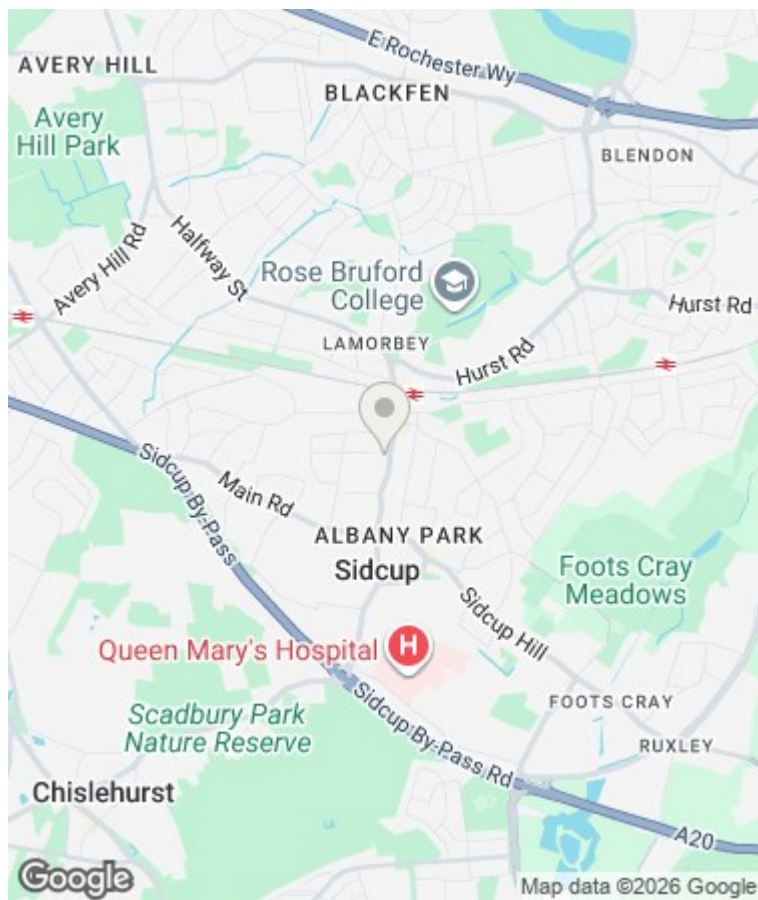
Double glazed window to rear, fitted wardrobes, radiator and hardwood flooring.

Shower Room

Double glazed frosted window to rear, spot lights, walk-in shower cubicle, low-level WC, wash hand basin, heated towel rail, and wall and floor tiling.

Garage En-bloc

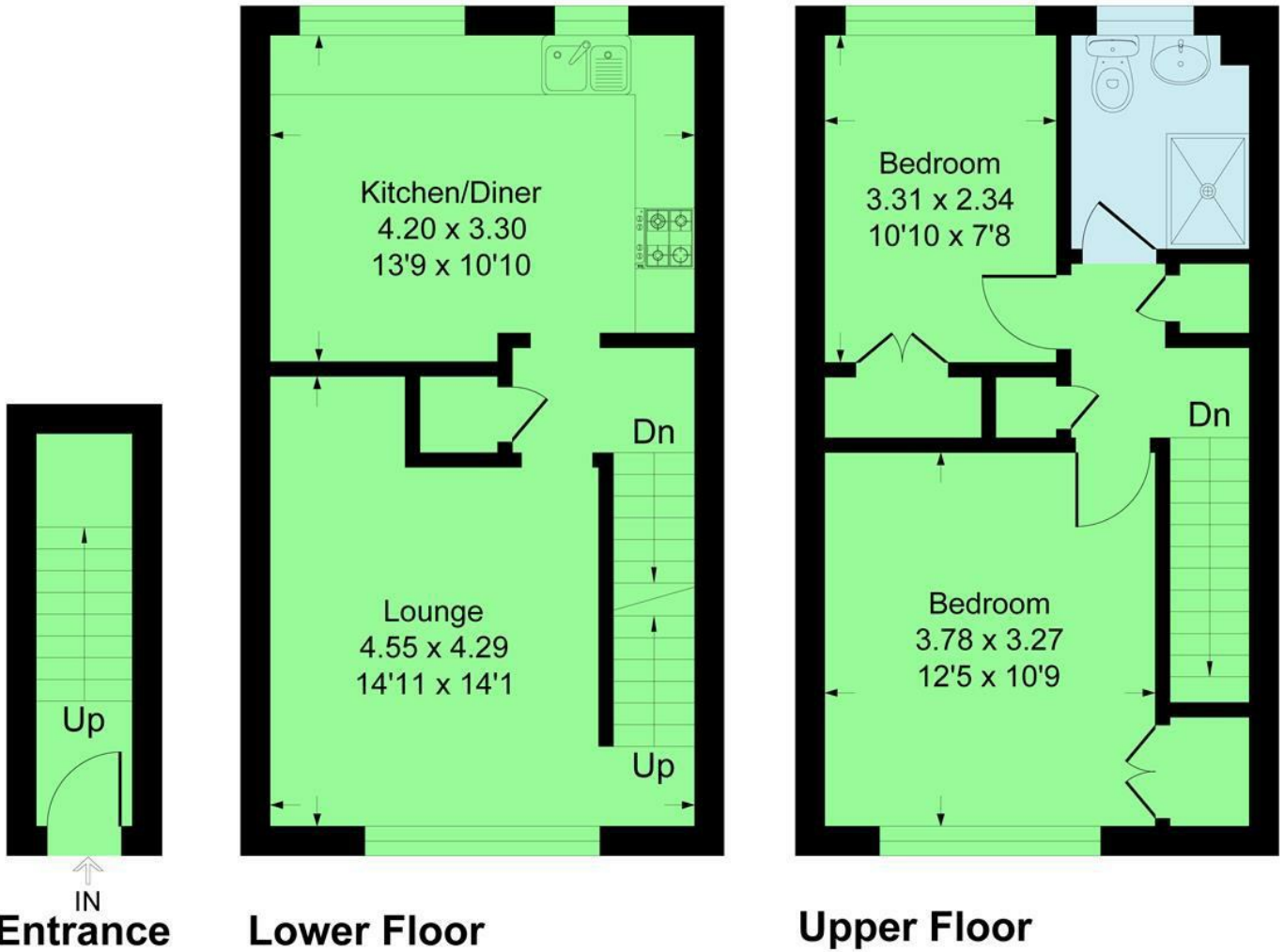
Up and over door.



SIDCUP | 2 CENTRAL PARADE SIDCUP, GREATER LONDON, DA15 7DH

Crescent Road, DA15

Approximate Gross Internal Area = 72.4 sq m / 780 sq ft



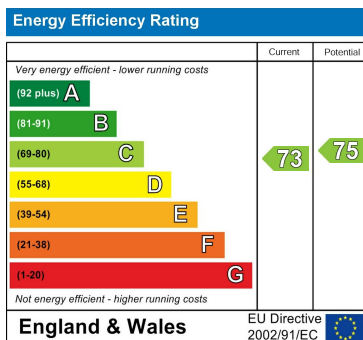
This plan is for layout guidance only. Not drawn to scale unless stated. Windows and door openings are approximate. Whilst every care is taken in the preparation of this plan, please check all dimensions, shapes and compass bearings before making any decisions reliant upon them.
Produced By Planpix



Council Tax Band

C

Energy Performance Graph



Call us on

020 8301 5511

sales@westwoodpropertyservices.co.uk

Agents Note: Whilst every care has been taken to prepare these particulars, they are for guidance purposes only. All measurements are approximate and are for general guidance purposes only and whilst every care has been taken to ensure their accuracy, they should not be relied upon and potential buyers are advised to recheck the measurements.