



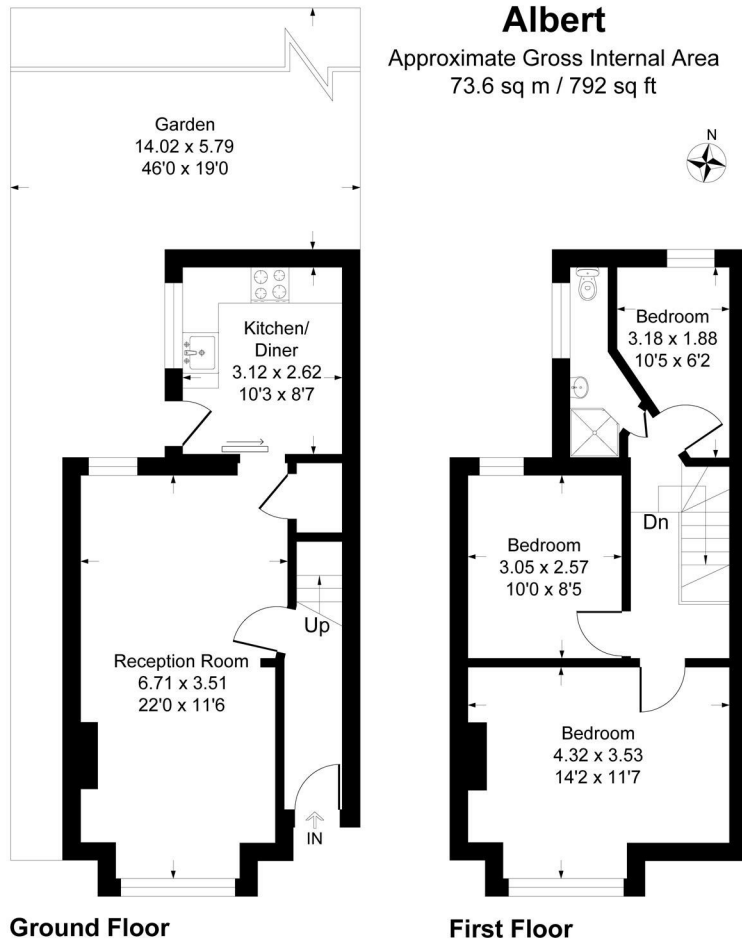
ASKING PRICE

£500,000


Albert Road

Bromley, BR2 9PT

EPC RATING: D COUNCIL TAX BAND: D



Albert
Approximate Gross Internal Area
73.6 sq m / 792 sq ft


 This plan is for layout guidance only. Not drawn to scale unless stated. Windows and door openings are approximate. Whilst every care is taken in the preparation of this plan, please check all dimensions, shapes and compass bearings before making any decisions reliant upon them.
Produced By Planpix

2 

1 

1 



Energy Efficiency Rating		Current	Potential
Very energy efficient - lower running costs			
(92 plus)	A		
(81-91)	B		
(69-80)	C		
(55-68)	D		
(39-54)	E		
(21-38)	F		
(1-20)	G		
Not energy efficient - higher running costs			
England & Wales		62	81
		EU Directive 2002/91/EC	

Agents Note: Whilst every care has been taken to prepare these particulars, they are for guidance purposes only. All measurements are approximate and are for general guidance purposes only and whilst every care has been taken to ensure their accuracy, they should not be relied upon and potential buyers/tenants are advised to recheck the measurements



OFFICE ADDRESS

23 High Street
Bromley
Kent
BR1 1LG

OFFICE DETAILS

0208 464 5566
info@sinclairhammelton.co.uk