



W
WHITES

3 Florence Mews, Wilton, Salisbury, Wiltshire, SP2 0FE

£360,000 Freehold

About The Property

The property is a three bedroom modern townhouse, situated at the end of a terrace of three houses, in the heart of this popular town.

The house forms part of a development for the over 55's and has well presented accommodation arranged over three floors with a low maintenance courtyard and a rear gate accessing a car park with an allocated parking space. It is extremely well designed with a shower room or bathroom on each floor and further benefits include double glazing and gas fired central heating, as well as a further parking area for visitors nearby.

The accommodation comprises on the ground floor an entrance hallway, a kitchen with integrated electric oven and gas hob, washing machine, fridge/freezer, microwave and dishwasher. There is a sitting room with a further dining area that has a door in to the courtyard garden. There is also a wet room on the ground floor.


On the first floor, there is a double bedroom with fitted wardrobes, a further bedroom/study and a bathroom with a white three piece suite. On the second floor is the master bedroom with built in wardrobes and an en suite shower room.

The property is located within easy reach of the market square and shops and the town has a famous church, a weekly market, a community centre, doctor's surgery, dentist's practice and a post office. There is a good bus service to Salisbury which is four miles away.



- Three storey modern townhouse for over 55's
- Three bedrooms
- Sitting room
- Dining area
- Three bath/shower rooms (one en suite)
- Kitchen with fully integrated appliances
- Courtyard garden
- Allocated parking space
- Central location
- Good order throughout





Further Information

Local authority: Wiltshire Council

Council Tax: D - £2624.72 (2026/2027)

Tenure: Freehold

Services: Mains gas, electricity, water and drainage.

Heating: Gas central heating

Directions: From Salisbury take the A36 Wilton Road and at the roundabout turn left to Wilton town centre. Proceed forwards through the traffic lights in to West Street and the Florence Mews development can be found on the left before the road bears left in to Shaftesbury Road. The property can be found on West Street.

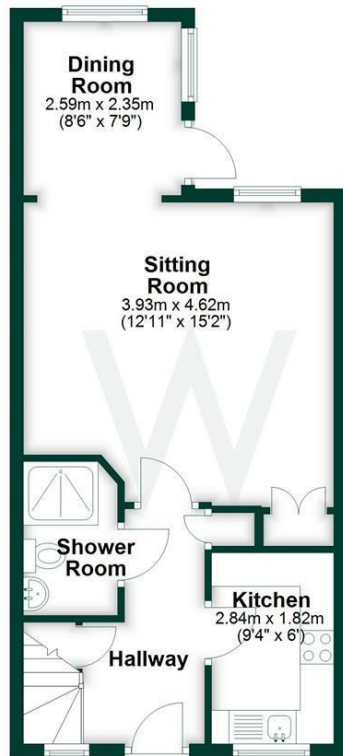
What3words:///bluffs.grabs.toothpick

Energy Efficiency Rating		Current	Potential
Very energy efficient - lower running costs			
(92 plus)	A		
(81-91)	B		88
(69-80)	C	77	
(55-68)	D		
(39-54)	E		
(21-38)	F		
(1-20)	G		
Not energy efficient - higher running costs			
England & Wales		EU Directive 2002/91/EC	



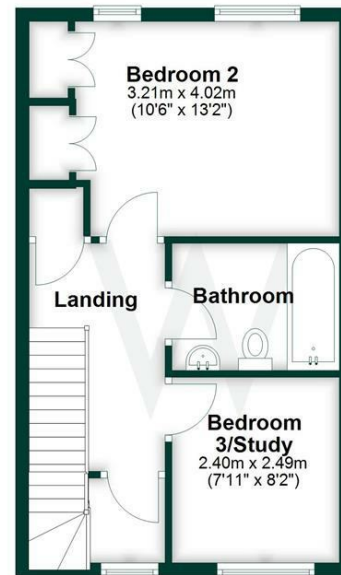
Ground Floor

Approx. 43.6 sq. metres (469.3 sq. feet)



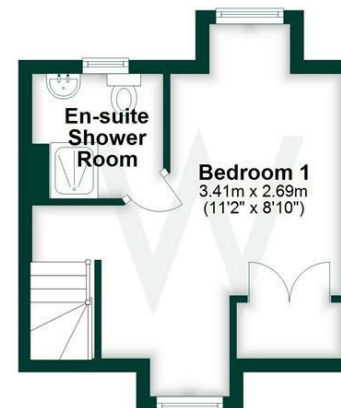
First Floor

Approx. 37.3 sq. metres (401.2 sq. feet)



Second Floor

Approx. 21.2 sq. metres (228.0 sq. feet)



Total area: approx. 102.0 sq. metres (1098.4 sq. feet)