



10 Meadow View

, Tarbock Green, L35 1QE

Asking price £750,000



PLOT 10 - SPRING 2026 - Beautiful Feature Staircase, Spacious Entertainment/Kitchen/Dining Area with Bi-Fold Doors, Separate Lounge, Four Double Bedrooms, Three En-Suites, Walk-In Wardrobe.

Welcome to Meadow View, a stunning bespoke new build development located in the tranquil and leafy suburb of Tarbock Green. This stunning property boasts a contemporary and unique design that sets it apart from the rest, offering a perfect blend of modern living and comfort.

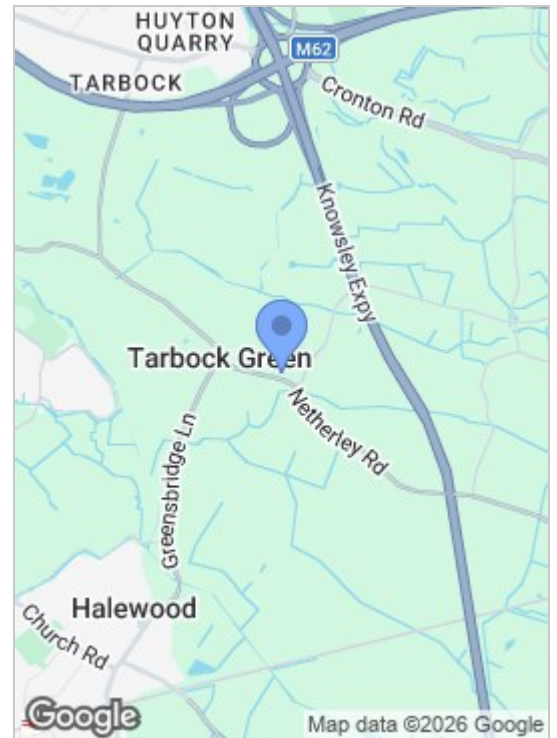
Inside, you will find four spacious double bedrooms along with four bathrooms providing ample space for family and guests. The master bedroom features a luxurious walk in wardrobe. The expansive open plan kitchen and dining area is perfect for entertaining or enjoying family time and features large bright bi-fold doors. There is also a study which is perfect for working from home or alternatively could be used as a playroom, as well as separate cloaks and WC. With the added feature of underfloor heating throughout the property on all floors, luxury is at the forefront of this build.

The property benefits from large front and back gardens as well as a double driveway with ample off-road parking. The property includes from a 10 year new build warranty and is currently under construction by DOWLS




- Lounge 15'0" x 12'3" (4.58 x 3.75)**
- Dining & Entertaining Area 21'7" x 10'2" (6.6 x 3.1)**
- Kitchen 17'5" x 11'1" (5.32 x 3.4)**
- Study 10'6" x 9'2" (3.22 x 2.8)**
- Utility 6'10" x 6'6" (2.1 x 2)**
- Hall 11'1" x 11'1" (3.4 x 3.4)**
- W/C 5'1" x 4'1" (1.55 x 1.25)**
- Cloakroom**
- Master Bedroom 12'11" x 11'1" (3.96 x 3.4)**
- Master En-Suite 4'1" x 11'1" (1.25 x 3.4)**
- Bedroom 2 11'5" x 10'2" (3.5 x 3.1)**
- Bedroom 2 En-Suite 6'6" x 5'8" (2 x 1.75)**
- Bedroom 3 16'4" x 9'10" (5 x 3)**
- Bedroom 4 11'1" x 10'6" (3.4 x 3.22)**
- Family Bathroom 9'2" x 6'2" (2.8 x 1.89)**
- Landing Area 3'7" x 17'4" (1.1 x 5.3)**
- Bedroom 4 En Suite 4'1" x 11'1" (1.25 x 3.4)**

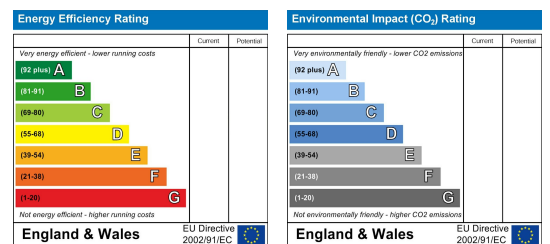
Area Map



Floor Plans



Energy Efficiency Graph



These particulars, whilst believed to be accurate are set out as a general outline only for guidance and do not constitute any part of an offer or contract. Intending purchasers should not rely on them as statements of representation of fact, but must satisfy themselves by inspection or otherwise as to their accuracy. No person in this firm's employment has the authority to make or give any representation or warranty in respect of the property.

82 Coronation Road, Crosby, Liverpool L23 5RH

Tel: 0151 909 3003
Email: crosby@abode.group.co.uk
Web: www.abode-group.co.uk

6 Allerton Road, Mossley Hill, Liverpool, L18 1LN

Tel: 0151 601 3003
Email: allerton@abode-group.co.uk
Web: www.abode-group.co.uk

2 Chapel Lane, Formby, Liverpool, L37 4DU

Tel: 01704 827 402
Email: formby@abode-group.co.uk
Web: www.abode-group.co.uk