




14 Elm Green, Basildon, Pitsea, Essex, SS13 3EB  
Four Bedroom Terraced House / Price: £350,000 / Tel: 01702 207720

**amos**





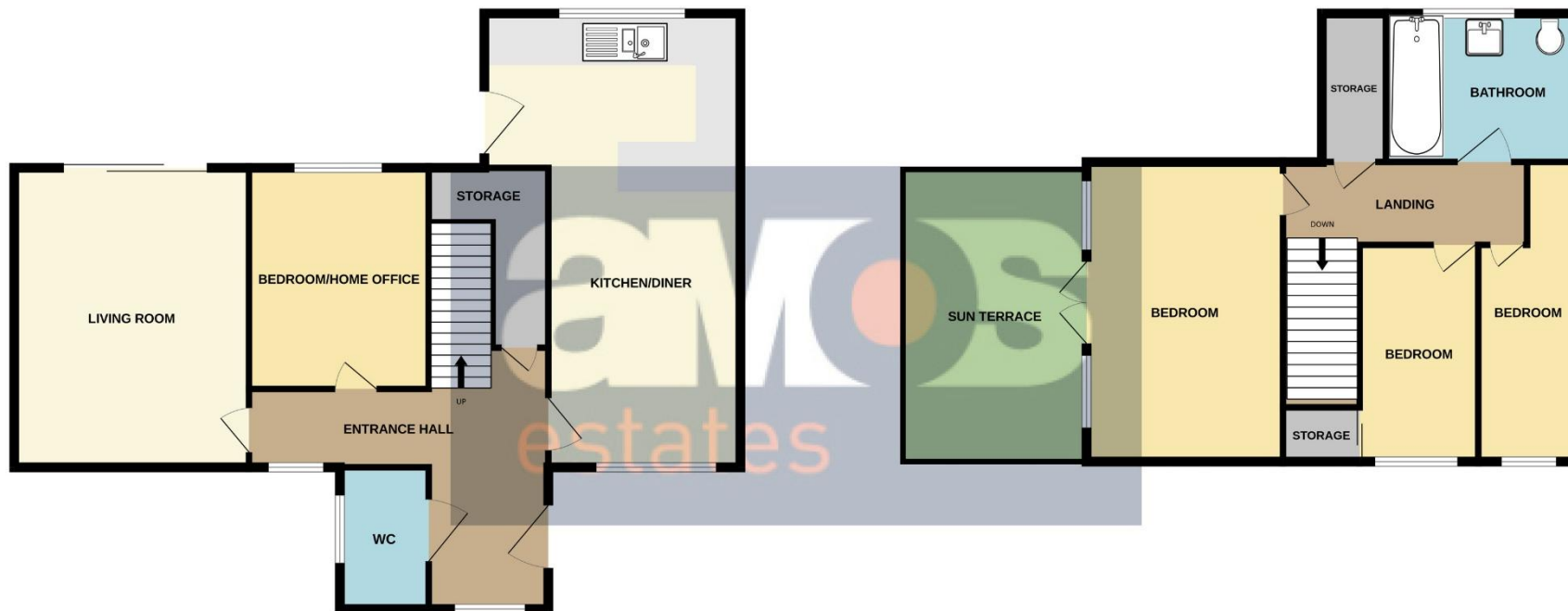
This **four-bedroom** terraced house offers versatile accommodation arranged over two floors. The ground floor comprises a kitchen/dining room featuring a modern fitted kitchen, space for a dining table, and access to the rear garden. You will also find a spacious living room with direct access to the garden. Completing the ground floor is a versatile home study, which could also be used as a fourth bedroom, along with a convenient WC. Upstairs, there are three bedrooms, with the main bedroom benefiting from access to a private roof terrace. A contemporary three-piece family bathroom completes the first floor. Externally, the rear garden offers a generous outdoor space with a patio area, artificial lawn, and rear access.


The property is conveniently situated for a range of local amenities, including shops, supermarkets and schools. Pitsea town centre and Pitsea railway station are within easy reach, providing direct links into London, while nearby road connections offer access to the A13 and A127.

### Find us on



**A space to  
call home.**





## Property Information

- / Four Bedroom Terraced House
- / Versatile Accommodation Over Two Floors
- / Fitted kitchen/Diner
- / Spacious Living Room with Garden Access
- / Ground Floor Study/Bedroom Four
- / Ground Floor WC
- / Private Roof Terrace to Main Bedroom
- / Three-Piece Family Bathroom
- / Generous Rear Garden with Patio and Artificial Lawn
- / Convenient Access to Pitsea Station
- / Council Tax Band: B
- / EPC Rating: D

Entrance Door To:

### **Entrance Hall /**

**15'3 x 2'8 plus 7'1 x 3'1**

Double glazed windows to front aspect, plastered ceiling, fitted carpet, staircase to first floor living accommodation with fitted carpet, understairs walk in storage cupboard providing access to rear garden, further storage cupboard (, radiator, doors to:

### **Ground Floor Cloakroom /**

**5'8 x 2'3**

Two piece suite comprising of wall mounted sink with mixer tap, low level w/c, double glazed window to front aspect, floor covering, plastered ceiling.

### **Kitchen/Diner /**

**21'2 x 8'6**

Fitted at both eye and base level in a range of white units with working surface over, space for appliances such as fridge/freezer, cooker with integrated extractor fan, washing machine and tumble dryer, integrated dishwasher and 1.5 stainless steel sink unit with mixer tap, double glazed windows to rear and front aspect and double glazed door to rear garden, tiled flooring onto fitted carpet, part tiled walls, space for dining table, power points, open access to:

### **Living Room /**

**14'10 x 11'6**

Double glazed sliding doors to rear garden, plastered ceiling, fitted carpet, radiator, power points.

### **Home Study/Bedroom Four /**

**12'1 x 9'1**

Double glazed window to rear aspect, plastered ceiling, fitted carpet, radiator, power points.





### **Landing /**

Double glazed window, plastered ceiling, fitted carpet, doors leading off:

### **Bedroom One /**

**15'1 x 8'1**

Double glazed French doors to roof terrace (measuring 12'6 x 11'8), plastered ceiling, fitted carpet, radiator, power points.

### **Bedroom Two /**

**12'3 x 6'2**

Double glazed window to front aspect, plastered ceiling, built in wardrobe, fitted carpet, radiator, power points.

### **Bedroom Three /**

**12'4 x 5'5**

Double glazed window to front aspect, plastered ceiling, radiator, power points.

### **Bathroom /**

**8'5 x 5'5**

Three piece suite comprising of integrated bath with mixer tap and fitted electric shower unit, pedestal hand wash basin with mixer tap, low level w/c, double glazed window to rear aspect, plastered ceiling, part tiled walls, floor covering.

### **Rear Garden /**

Patio to immediate rear of property followed by artificial lawn, secure fence boundaries, water tap, gated access to rear.

### **Front Garden /**

Communal carpark nearby for vehicles.







We recommend our customers use our panel of Conveyancers/Solicitors. It is your decision whether you choose to deal with our recommendation, and you are under no obligation to do so. You should know that we may receive a referral fee of £150 to £200 per transaction from them.

Should you arrange a Mortgage through our recommended mortgage advisor, again of which there is no obligation we will receive a commission fee. The amount of commission will depend on the size of the loan and any associated products that you decide to take.

The Consumer Protection from Unfair Trading Regulations 2008 (CPRs). These details are for guidance only and complete accuracy cannot be guaranteed. If there is any point, which is of particular importance, verification should be obtained. They do not constitute a contract or part of a contract. All measurements are approximate. No guarantee can be given with regard to planning permissions or fitness for purpose. No apparatus, equipment, fixture or fitting has been tested. Items shown in photographs are NOT necessarily included. Interested Parties are advised to check availability and make an appointment to view before travelling to see a property.

