



Marigold Drive, Red Lodge, IP28 8TJ

Guide Price £220,000

Marigold Drive, Red Lodge, IP28 8TJ

An established end of terrace family home offered for sale with no onward chain and located at the very end of a cul-de-sac.

Offering light and airy accommodation throughout, this property enjoys entrance hall, living room/dining room, kitchen, three bedrooms and family bathroom.

Externally the property offers a fully enclosed garden and garage facilities.

No chain.

Entrance Hall

With glazed double doors leading to living room/dining room. Stairs leading to the first floor.

Living Room/Dining Room 16'3" x 20'9" (4.97m x 6.33m)

A generous living/dining room. Window to the front aspect. Storage heater. Doors leading to both kitchen and entrance hall.

Kitchen 9'1" x 8'11" (2.79m x 2.72m)

Fitted with a range of eye and base level cupboards with work top over. Tiled splash backs. Stainless steel sink and drainer with mixer tap over. Space and plumbing for washing machine. Space for fridge/freezer. Window to the rear aspect. Doors leading to the living/dining room and rear garden.

Landing

With doors leading to all bedrooms and bathroom. Airing cupboard. Stairs leading to entrance hall.

Bedroom 1 10'5" x 9'6" (3.20m x 2.92m)

Spacious double bedroom with window to the front aspect. Storage heater. Door leading to the landing.

Bedroom 2 10'5" x 11'2" (3.20m x 3.41m)

Spacious double bedroom with window to the rear aspect. Storage heater. Door leading to the landing.

Bedroom 3 8'9" x 5'9" (2.67m x 1.76m)

With window to the front aspect. Storage heater. Door leading to the landing.

Bathroom 8'9" x 5'5" (2.67m x 1.67m)

White bathroom suite comprising of low level WC, pedestal hand basin, paneled bath with taps and overhead shower. Wall mounted ladder radiator. Obscured window to the rear. Door leading to the landing.

Outside - Front

Lawned area to the front with pathway leading to front door.

Outside - Rear

Enclosed garden with patio to the rear of the house and split level lawned areas. Timber shed. Access gate to the side.

Property Details

EPC - E

Tenure - Freehold

Council Tax Band - B (West Suffolk)

Property Type - End of terrace house

Property Construction - Standard

Number & Types of Room - Please refer to the floorplan

Square Meters - 77

Parking - Garage facilities

Electric Supply - Mains

Water Supply - Mains

Sewerage - Mains

Heating sources - Electric storage heaters

Broadband Connected - tbc

Broadband Type - Ultrafast available 1800 mbps download, 220 mbps upload

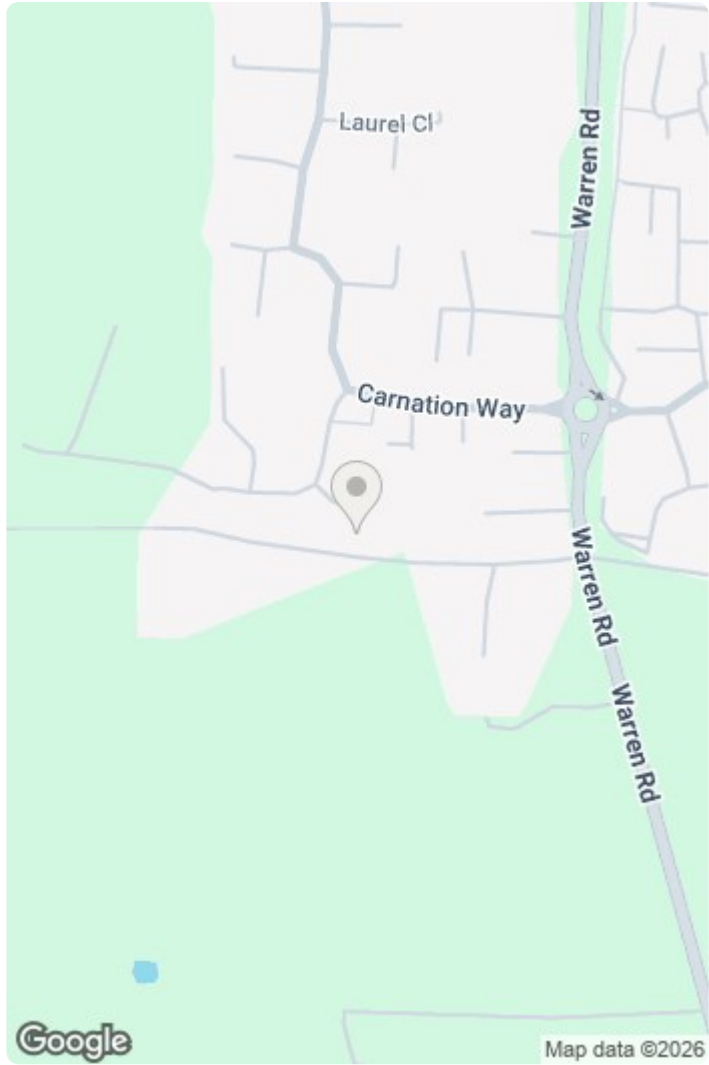
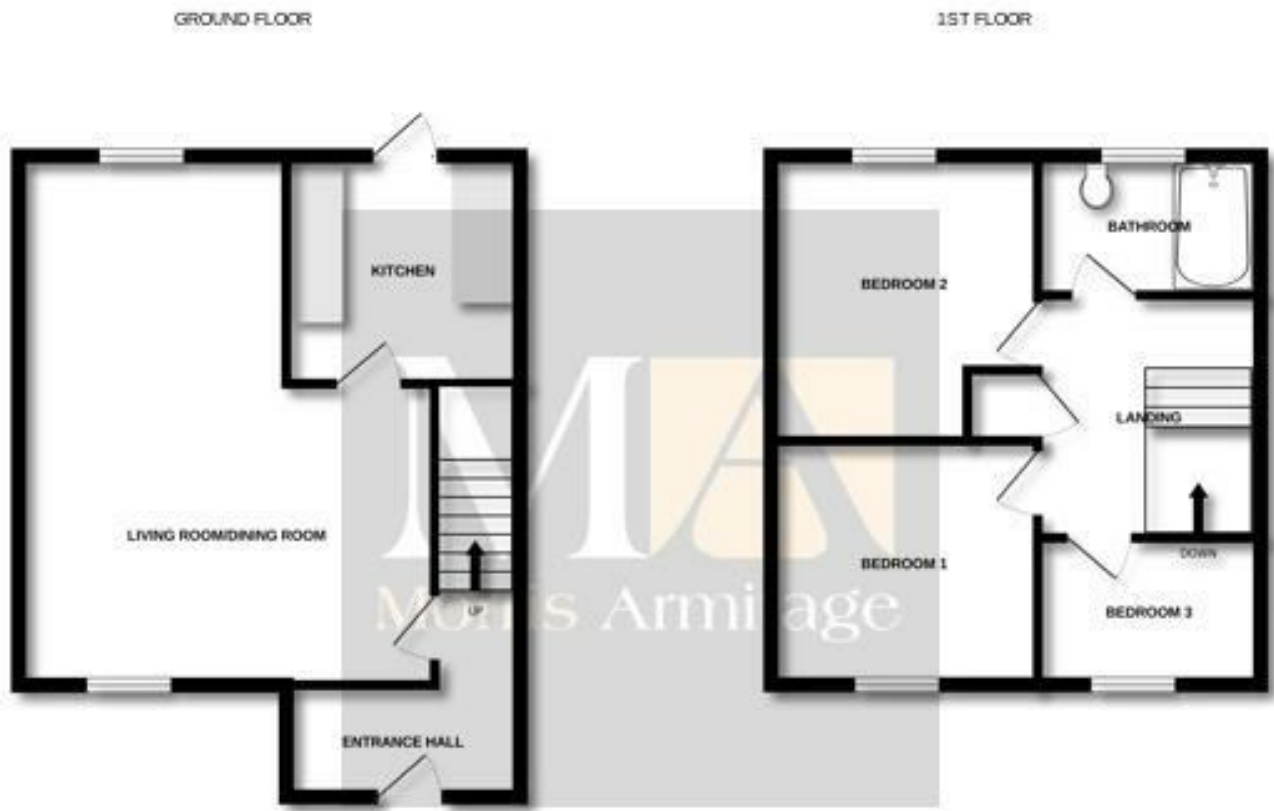
Mobile Signal/Coverage - Ofcom advise likely on all networks

Rights of Way, Easements, Covenants - None that the vendor is aware of

Location

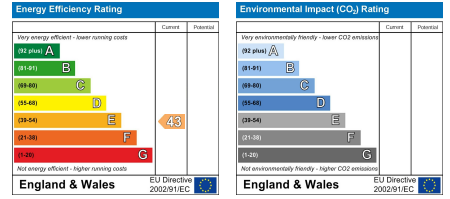
Red Lodge is a popular and well-served village located in Suffolk, England. The village offers a range of amenities, including local shops, cafes, and a community centre. Red Lodge Primary School provides education for younger children, while secondary students typically attend nearby schools in the surrounding towns. The village is well-connected with access to transport links, making it convenient for commuters, and is surrounded by scenic countryside, offering opportunities for outdoor activities. Additionally, Red Lodge features parks and recreational spaces, enhancing its appeal for families.





Whilst every attempt has been made to ensure the accuracy of the description contained herein, measurements of doors, windows, rooms and any other items are approximate and no responsibility is taken for any error, omission or mis-statement. This plan is for illustrative purposes only and should be used as such by any prospective purchaser. The services, systems and appliances shown have not been tested and no guarantee as to their operability or efficiency can be given.

Made with floorplan ©2024



This document and any marketing relating to the property has been prepared in good faith to give a fair overall view of the property and must not be relied upon as statements or representations of fact. It is suggested that undertake enquiries by inspections, survey or other investigation to ascertain the viability of any purchase. Any areas, measurements or distances referred to are given as a guide only and are not precise and no liability can be accepted for errors arising them therefrom. Photographs are not necessarily comprehensive nor current; no assumption should be made that any contents shown are included in the sale. Morris Armitage have not tested any services or equipment and nothing in these particulars should be deemed to be a statement that they are in good working order nor that the property is in good structural condition.

