




11 White Ash Lane

, Oswaldtwistle, BB5 3JG

£100,000



A Spacious Two/Three Bedroom Garden Fronted End of Terrace House situated in a sought after area of Oswaldtwistle. Ideal from a First Time Buyer or Investment Opportunity. The layout comprises: Entrance Vestibule, Lounge with staircase to the first floor, Second Reception Room and Kitchen. First Floor, Landing, Two Good Size Bedrooms, access from bedroom two into Bedroom Three/Study. Warmed by Gas Central Heating and uPVC Double Glazing. Enclosed rear yard and walled front garden. Realistically priced to attract interest. This property is on a possessory title.



Entrance Vestibule

Lounge 15'33" x 14'20" (5.41 x 4.78)
Upvc Double Glazed Window and Central Heating Radiator.

Dining Room 15'36" x 15'33" (5.49 x 5.41)
Two Upvc Double Glazed Windows and Central Heating Radiator.

Kitchen 7'39" x (3.12 x)
Upvc Double Glazed Window and Central Heating Radiator. Fitted Wall and Bas Units with Tile Surround. Gas Hob, Electric Oven and Filter Hood. Door To Rear.

First Floor
Landing.

Bedroom One 15'44" x 13'71" (5.69 x 5.77)
Upvc Double Glazed Window and Central Heating Radiator.

Bedroom Two 12'18" x 8'15" (4.11 x 2.82)
Upvc Double Glazed Window and Central Heating Radiator.

Bathroom
Upvc Double Glazed Window and Central Heating Radiator. Three Piece Suite comprising of Panelled Bath, wash Basin and wc.

Storage Room 9'24" x 7'65" (3.35 x 3.78)
Ideal for conversion to a third bedroom.

External
Enclosed Rear Yard.

Please note that we do not know the condition of the gas appliances or heating systems mentioned in these sales particulars.

All fixtures and fittings in the property are excluded unless otherwise stated.


Photographs are reproduced for general information and it must be inferred that any item is not included for sale with the property.

...
THINKING OF SELLING? For a Free Valuation of your property without obligation contact: SHARP ESTATE AGENTS on 01254 387001. All viewings are carried out under Government guidelines. Please wait in your car until instructed it is safe to enter the property, only 1 person per viewing, please wear gloves, masks and use hand sanitiser were possible.

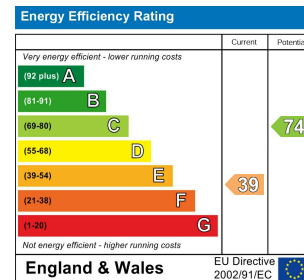
Area Map



Floor Plans



Energy Efficiency Graph



These particulars, whilst believed to be accurate are set out as a general outline only for guidance and do not constitute any part of an offer or contract. Intending purchasers should not rely on them as statements of representation of fact, but must satisfy themselves by inspection or otherwise as to their accuracy. No person in this firms employment has the authority to make or give any representation or warranty in respect of the property.