



## St. Cleres Crescent, Wickford


Offers Over £425,000

- END TERRACED HOUSE
- SHOWROOM AND BATHROOM
- CLOSE TO BEAUCHAMPS AND HILLTOP SCHOOLS
- EXTENDED TO REAR
- EPC - D
- THREE/FOUR BEDROOMS
- OFF ROAD PARKING
- DOUBLE GLAZED
- LOW MAINTENANCE GARDEN
- COUNCIL TAX - C - BASILDON

A THREE/FOUR BEDROOM end terraced house has come to market for the first time in many years. The property is located a stones throw from BEAUCHAMPS SCHOOL in a popular CUL DE SAC.

3 2 1 D

Council Tax Band: C



#### ENTRANCE HALL

Doors to accommodation and storage cupboard

#### GROUND FLOOR

##### SHOWEROOM

Double glazed door to flank leading to rear garden, fitted wardrobe, low flush wc, shower cubicle, door to ground floor bedroom

##### GROUND FLOOR BEDROOM FOUR

10'5 x 8

Double glazed window to front,

##### EXTENDED LOUNGE

20'3 x 15'8

Sliding patio doors to rear garden, extended with ROOF LANTERN, feature fireplace, double doors to base of stairs, feature fireplace with wooden mantel and wall above for tv mount and sound bar etc,

##### KITCHEN

12'10 x 10'6

Double glazed window to front, extensively fitted to ground and eye level with display units, fitted oven and hob with hood over and glass splash back, space for fridge and freezer, under unit lighting, kick board lighting, complimentary working surfaces with inset sink with drainer and mixer tap

#### FIRST FLOOR LANDING

Access loft and accommodation

##### BEDROOM ONE

12'10 x 9'11

Double glazed window to front

##### BEDROOM TWO

11'2 x 9'10

Double glazed window to rear,

##### BEDROOM THREE

Double glazed window to rear, built in cupboard

##### FAMILY BATHROOM

Double glazed window to front, tiled wall, heater, three piece suite in white comprising pannelled bath with shower over, pedestal wash hand basin, low flush wc

##### FRONT GARDEN

Slate beds and concrete hard standing affording off road parking for multiple vehicles

##### REAR GARDEN


Fenced to all boundaries, pond, mature flower and shrub borders, Astro turf lawn area, and decked area

##### DISCLAIMER

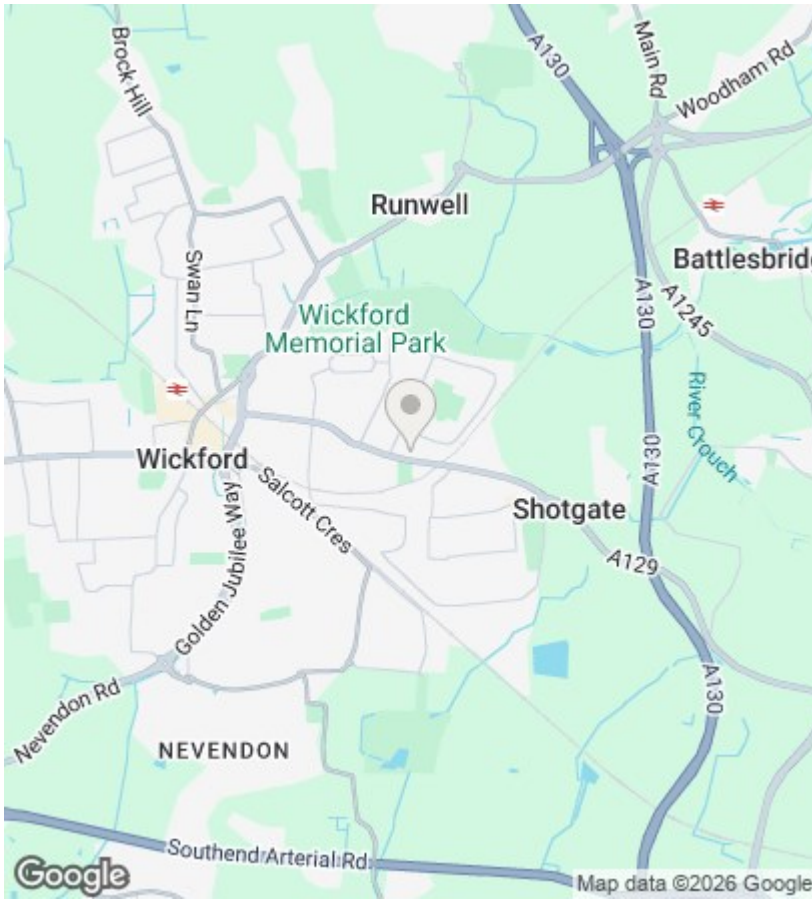
PLEASE NOTE - any appliances, fixtures, fittings or heating systems have not been tested by the agent as we are not



qualified to do so. We have relied on information supplied by the seller to prepare these details. Interested applicants are advised to make their own enquiries about the functionality.




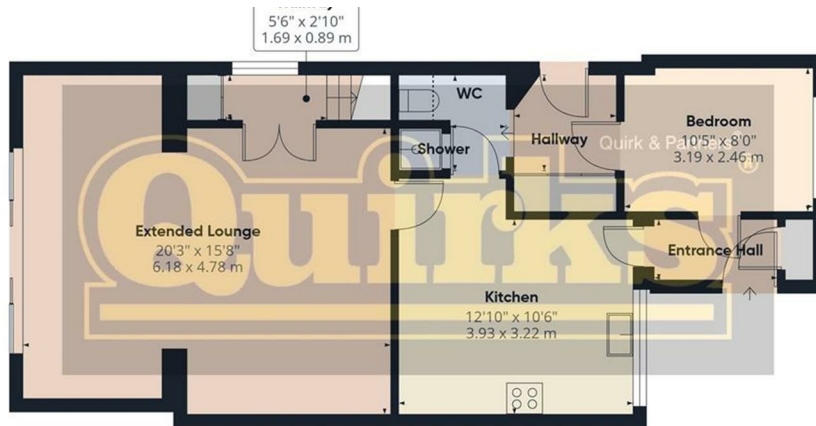




EPC Rating:

D

Energy Efficiency Rating		
	Current	Potential
<i>Very energy efficient - lower running costs</i>		
(92 plus) <b>A</b>		
(81-91) <b>B</b>		
(69-80) <b>C</b>		
(55-68) <b>D</b>	55	72
(39-54) <b>E</b>		
(21-38) <b>F</b>		
(1-20) <b>G</b>		
<i>Not energy efficient - higher running costs</i>		
<b>England &amp; Wales</b>	EU Directive 2002/91/EC 	



Floor 0

