



Not for marketing purposes INTERNAL USE ONLY

Parry Close
Earl Shilton Leicester



Property Description

Situated within a popular residential area of Earl Shilton, this attractive three-bedroom home provides well-proportioned and versatile accommodation ideal for families, first-time buyers or investors alike.

The ground floor welcomes you via an entrance hallway with a convenient cloakroom/WC, leading through to a generous lounge with a bay window creating a bright and comfortable living space.

To the rear, there is a modern open-plan kitchen/dining room, fitted with a range of wall and base units and offering ample space for dining, with direct access to the rear garden—perfect for everyday living and entertaining.

To the first floor, the property boasts three bedrooms, including a main bedroom benefitting from its own en-suite shower room. The remaining bedrooms are serviced by a well-appointed family bathroom. The layout is ideal for both family living and home working.

Externally, the property enjoys a low-maintenance rear garden, ideal for outdoor seating and entertaining, while a detached garage provides secure parking or additional storage.

The property is conveniently located close to local amenities, schools and transport links, making it an excellent all-round home in a sought-after location.

Ground Floor

The property is entered via an entrance hallway with access to a ground floor WC and stairs to the first floor. The lounge is positioned to the front of the property and benefits from a bay window. To the rear is an open-plan kitchen/dining room fitted with a range of wall and base units, with space for a dining table and doors opening onto the rear garden.


First Floor

The first-floor landing provides access to three bedrooms. The main bedroom benefits from an en-suite shower room, while the remaining bedrooms are served by a family bathroom.

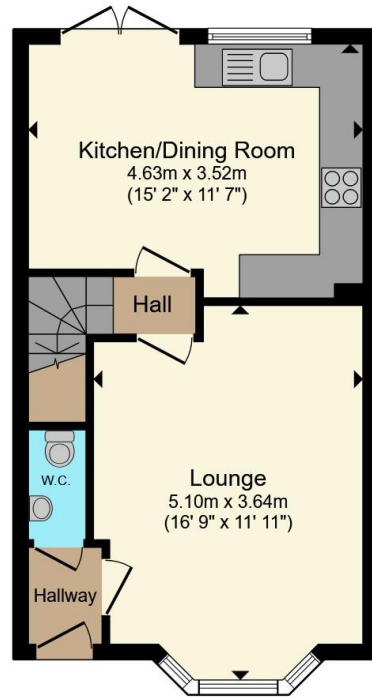
Outside

To the rear is an enclosed, low-maintenance garden. The property also benefits from a detached garage providing parking or additional storage.

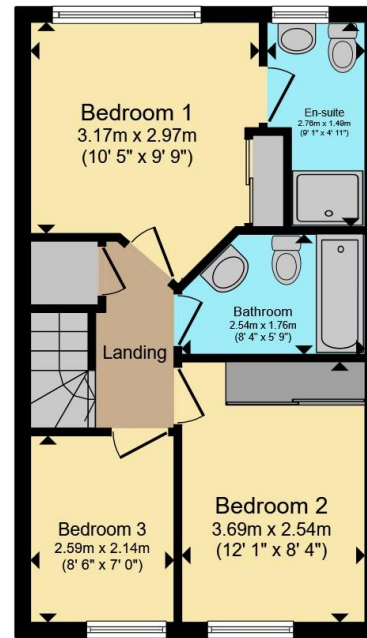




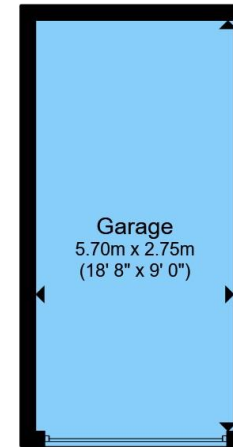




Ground Floor



First Floor



Garage

Total floor area 93.6 m² (1,007 sq.ft.) approx

This floor plan is for illustrative purposes only. It is not drawn to scale. Any measurements, floor areas (including any total floor area), openings and orientation are approximate. No details are guaranteed, they cannot be relied upon for any purpose and they do not form part of any agreement. No liability is taken for any error, omission or misstatement. A party must rely upon its own inspection(s). Powered by www.propertybox.io



To view this property please contact Connells on

T 01455 230523
E hinckley@connells.co.uk

88 Castle Street
 HINCKLEY LE10 1DD

EPC Rating: Council Tax
 Awaited Band: C

Tenure: Freehold

check out more properties at connells.co.uk



1. MONEY LAUNDERING REGULATIONS Intending purchasers will be asked to produce identification documentation at a later stage and we would ask for your co-operation in order that there will be no delay in agreeing the sale. 2. These particulars do not constitute part or all of an offer or contract. 3. The measurements indicated are supplied for guidance only and as such must be considered incorrect. Potential buyers are advised to recheck measurements before committing to any expense. 4. We have not tested any apparatus, equipment, fixtures, fittings or services and it is in the buyers interest to check the working condition of any appliances.

Connells Residential is registered in England and Wales under company number 1489613, Registered Office is Cumbria House, 16-20 Hockliffe Street, Leighton Buzzard, Bedfordshire, LU7 1GN. VAT Registration Number is 500 2481 05.

See all our properties at www.connells.co.uk | www.rightmove.co.uk | www.zoopla.co.uk

Property Ref: HIN312968 - 0002