



15 Princess Mary Court

Jesmond



SANDERSON
YOUNG





15 Princess Mary Court
Jesmond, NE2 3BG

A stylish and immaculately presented four bedroom town house, offering excellent family living set within this luxury and highly sought after residential development.

Situated within the heart of Brandling Village Conservation Area, the exclusive development of Princess Mary Court is one of Newcastle's finest residential addresses. Benefitting from private road access, a secure gated entrance, allocated parking for two vehicles, on site visitor parking and 24/7 security cameras, this beautiful home offers outstanding privacy and security.

Price Guide:
Offers Over £695,000

🛏️ 4 🛋️ 2 🚿 2 🏠 C







Princess Mary Court is ideally placed within Jesmond, close to the shops and cafés of Clayton Road, as well as a short walk from Newcastle's city centre.

Originally constructed in 1867, the building was designed by local architects Austin and Johnson as an orphanage which was financed by two prominent local families, the Abbots and the Philipsons. The Princess Mary Maternity Hospital moved into the premises during the Second World War from Jubilee Road, until it relocated in 1993 to become part of the Royal Victoria Infirmary.

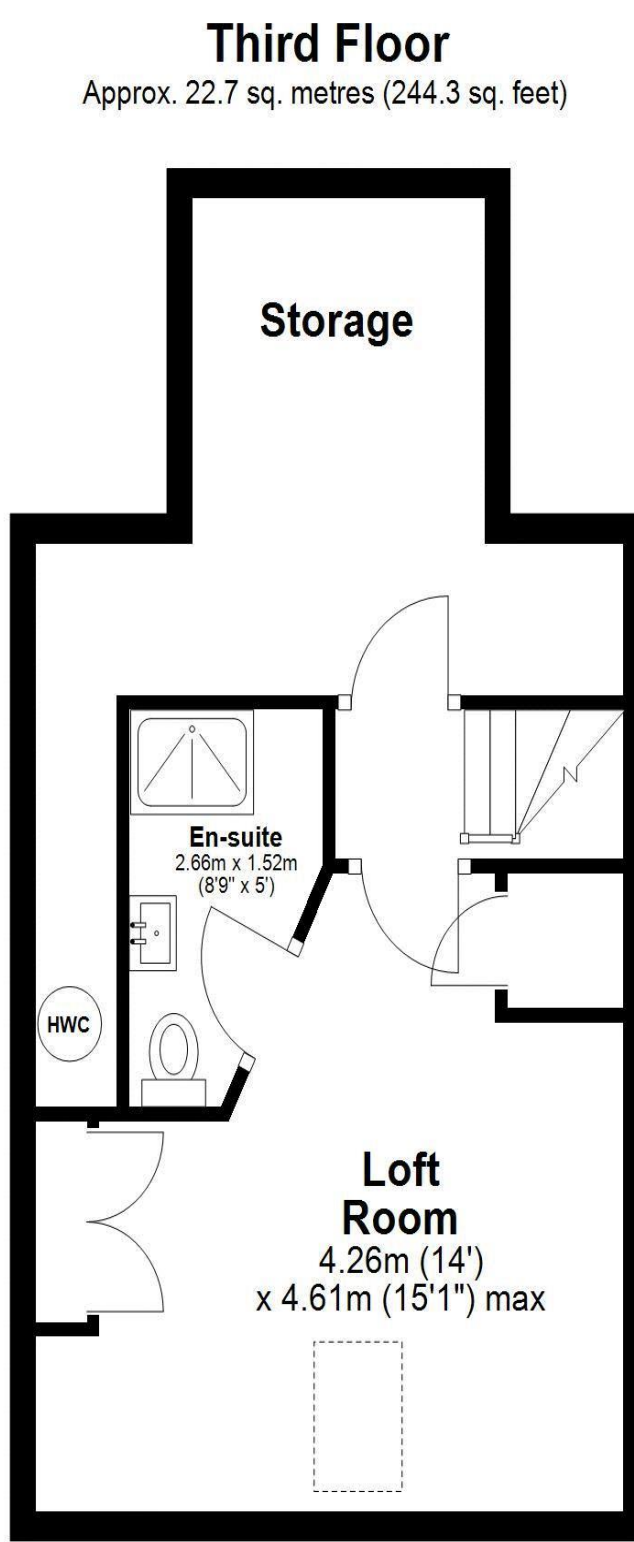
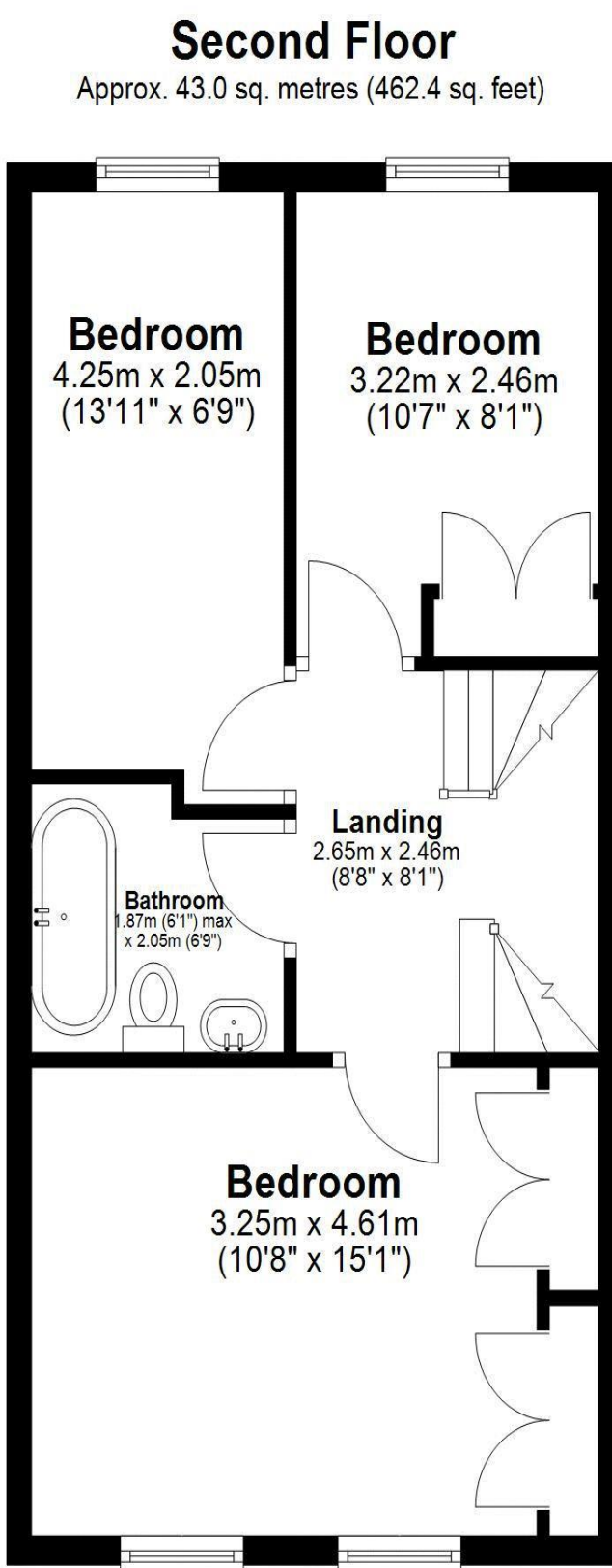
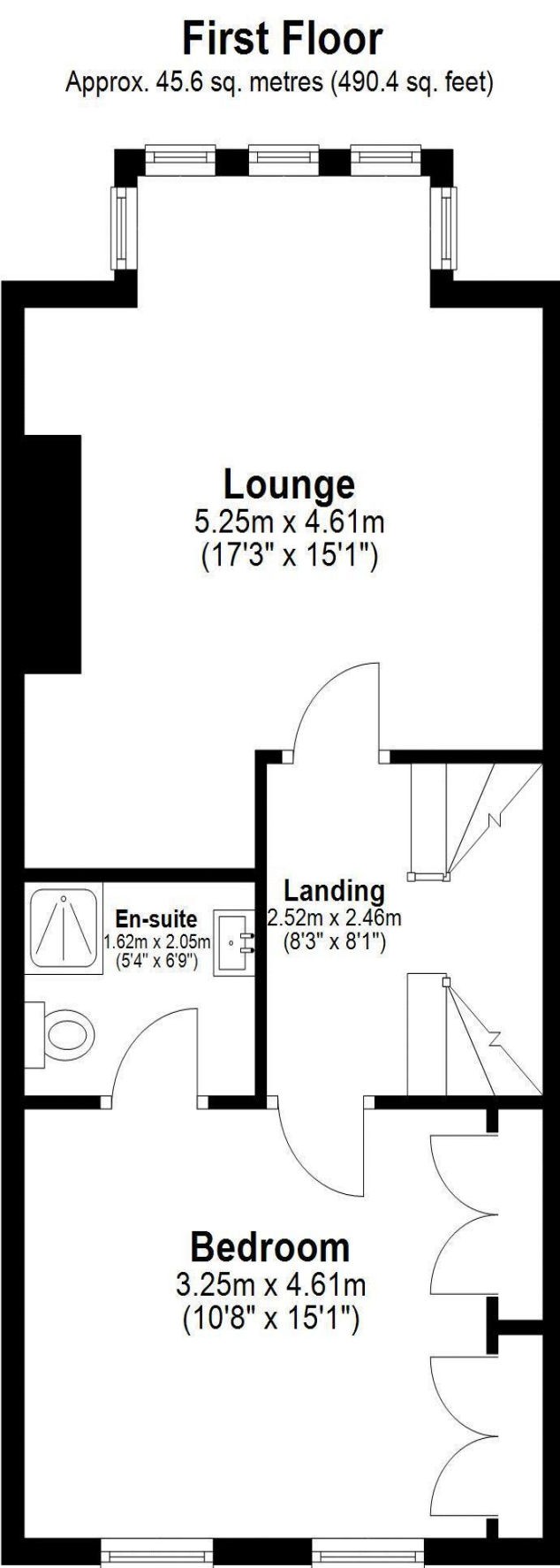
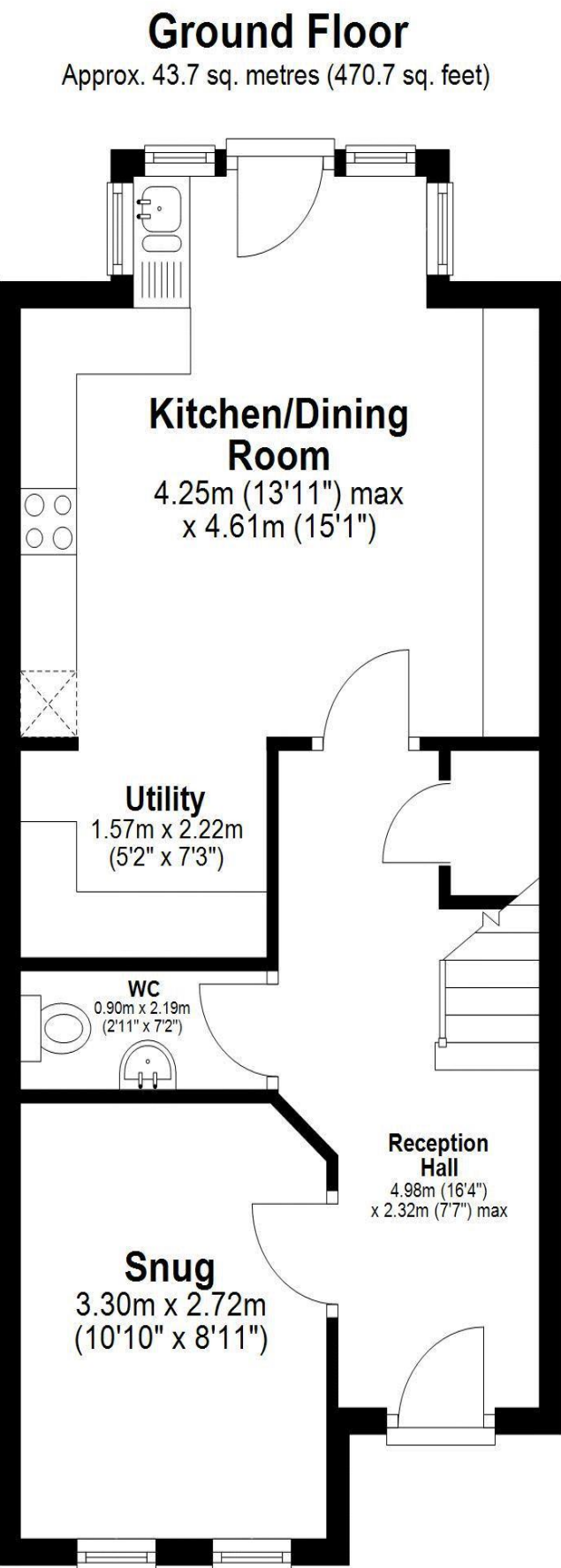
Accommodation briefly comprises of: Ground floor – Family room/snug | West facing kitchen/dining room with a door to the patio overlooking central courtyard and fountain | Utility area | Cloakroom/wc



Emma Lane
0191 213 0033
emma.lane@sandersonyoung.co.uk







First Floor – Beautiful living room with west facing aspect over courtyard gardens | Master double bedroom with newly fitted ensuite/wc

Second Floor – Three bedrooms | Contemporary family bathroom/wc

Top floor – Loft room with shower room/wc | Walk in loft storage

Externally – car port and parking for two cars | Front and rear town garden/courtyard

Services: Mains electric, gas, water and drainage | Tenure: Leasehold | Lease Remaining: 972 Years | Service Charge: £1100 per annum | Ground Rent: N/A | Council Tax: Band F | Energy Performance Certificate: Rating C

Total area: approx. 154.9 sq. metres (1667.7 sq. feet)
15 Princess Mary Court, Jesmond, -



