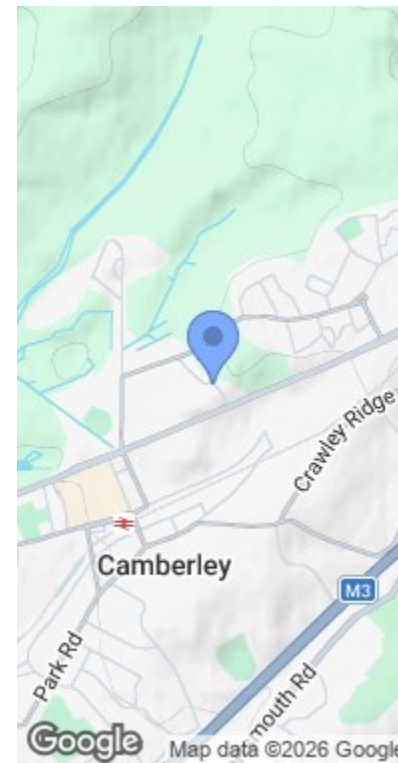
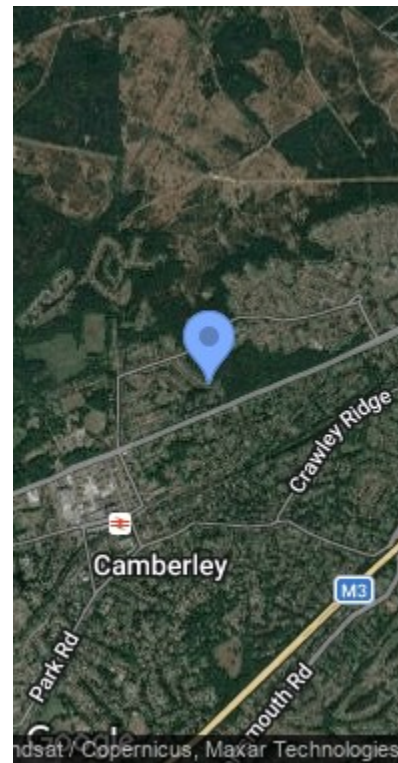
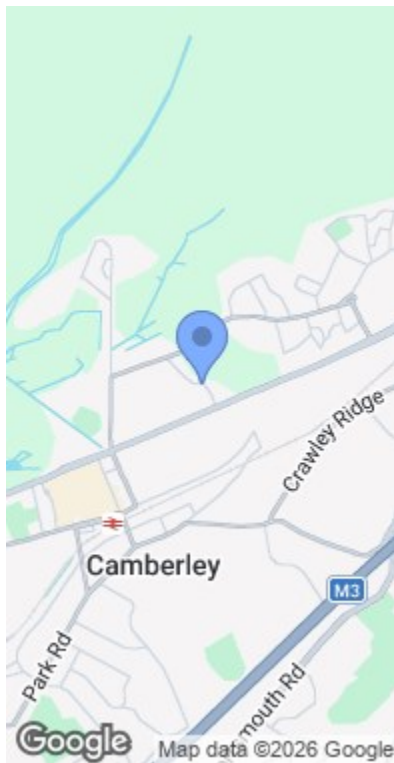




ROAD MAP

HYBRID MAP

TERRAIN MAP



DIAMOND RIDGE, CAMBERLEY GU15
£1,150 PCM

Camberley 01276 539111
Email: enquiries@knightsproperty.com
54 Obelisk Way, Camberley, Surrey GU15 3SG
www.knightsproperty.com



Energy Efficiency Rating		Current	Potential
Very energy efficient - lower running costs			
A	92-100		90
B	81-91		
C	69-80	75	
D	55-68		
E	39-54		
F	21-38		
G	1-20		
Not energy efficient - higher running costs			
England & Wales		EU Directive 2002/91/EC	

